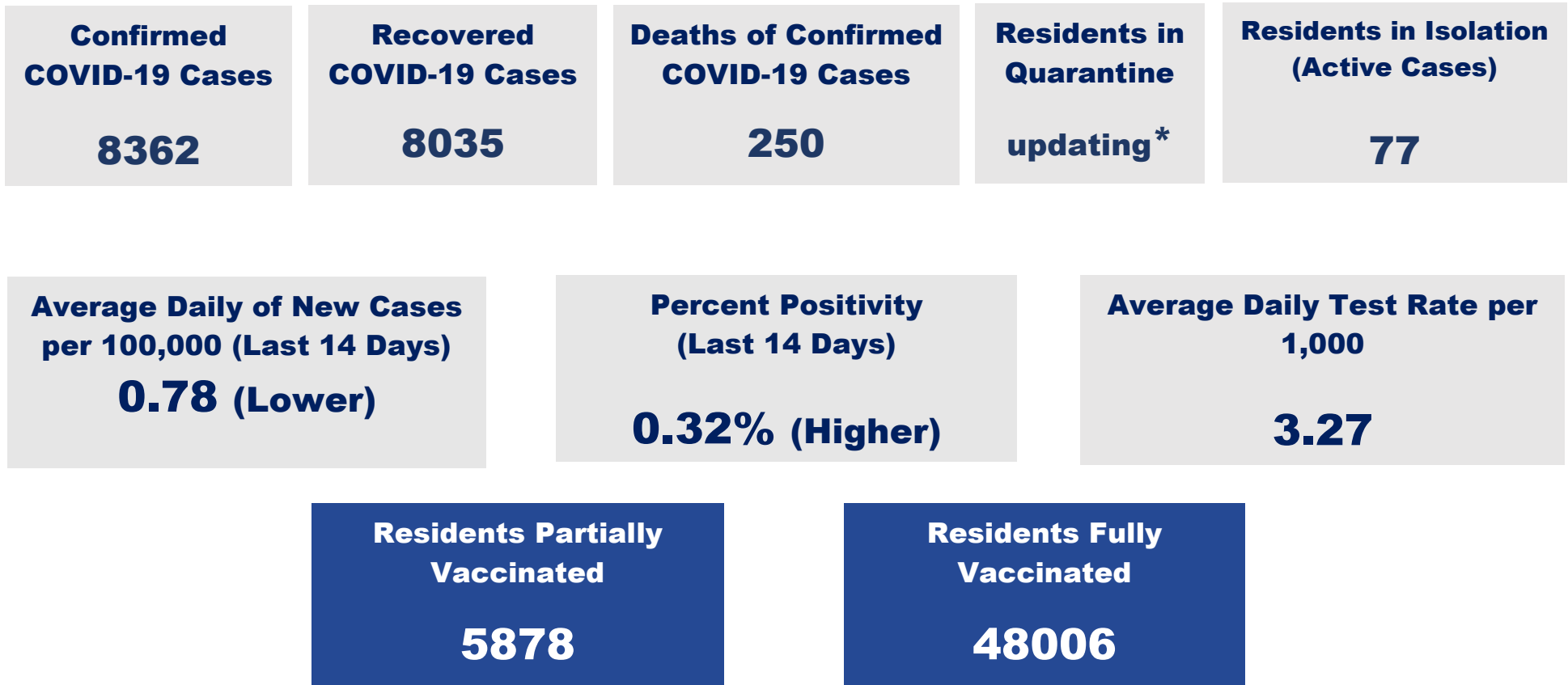




Updated on Wednesday, July 14, 2021

COVID-19 OVERVIEW



Data Sources: COVID-19 Data provided by the Bureau of Infectious Disease and Laboratory Sciences, Tables and Figures created by the Framingham Department of Public Health.

Note: All COVID case data are cumulative and current as of 11:59pm on 07/13/2021 for the above statistics.

*Note: The COVID team is working in state data system to update the status of cases in quarantine.

Refer to Terms and Definition below for more information.



Updated on Wednesday, July 14, 2021

This data analysis provides more information about Framingham residents who have received positive COVID-19 test results and the number of vaccine doses administered. Please note that negative test results are not reported. This data analysis is intended to help us better understand the situation at the current time, and guide efforts to mitigate further disease transmission. This analysis is not a predictor of future trends. It will be updated weekly as new data is available.

Terms and Definitions:

1. Average Daily Incidence Rate per 100, 000 Color Calculations: **Gray:** Less than or equal to 15 total cases in the last 14 days; **Green:** Average daily new confirmed case rate over the last 14 days: <10 cases per 100,000 population AND >15 total cases; **Yellow:** Average daily new confirmed case rate over the last 14 days: ≥ 10 cases per 100,000 population OR $\geq 4\%$ positivity rate; **Red:** Average daily new confirmed case rate over the last 14 days: ≥ 10 cases per 100,000 population AND $\geq 4\%$ positivity rate.
2. Last 14 days = 06/28/2021 to 07/12/2021
3. Change in percent positivity of all PCR tests conducted on Framingham residents compared to the previous week's (07/07/2021) report. This is based on total PCR molecular tests performed as of 11:59pm on 7/06/2021.
4. Average number of tests per day taken by Framingham residents within the past 14 days, per 1,000 population. Past 14 days = 06/22/2021 to 07/06/2021. As a reference, the State's number is 3.64
5. Residents fully vaccinated: An individual is counted as fully vaccinated if they have received the number of doses required to complete the COVID-19 vaccine series. This is measured as the total number of 2nd doses of Moderna and Pfizer administered and reported plus the total number of Janssen/Johnson & Johnson doses administered and reported.
6. Partially vaccinated individuals: An individual is counted as partially vaccinated if they have received only the 1st dose of a two-dose vaccine (currently Moderna and Pfizer)
7. MIIS: Immunization data from most (but not all) providers in Massachusetts are reported into the Massachusetts Immunization Information System (MIIS) through direct messages from electronic health records or direct entry by users. Due to inputting and processing, it may take 24-48 hours or more for shipping or administration data to appear in MIIS. MIIS data are available for analysis one calendar day after they are reported to the MIIS. Data are current as of time of publication and may be subject to change in future publications as additional data are reported.
8. Information on race and ethnicity is collected and reported by laboratories, healthcare providers and local boards of health and may or may not reflect self-report by the individual case. If no information is provided by any reporter on a case's race or ethnicity, MDPH classifies it as missing. A classification of unknown indicates the reporter did not know the race and ethnicity of the individual, the individual refused to provide information or that the originating system does not capture the information. Other indicates multiple races or that the originating system does not capture the information.

Note: COVID-19 testing is currently conducted by dozens of private labs, hospitals, and other partners and the Massachusetts Department of Public Health is working with these organizations and to improve data reporting by race and ethnicity, to better understand where, and on whom, the burden of illness is falling so the Commonwealth can respond more effectively. On 4/8, the Commissioner of Public Health issued an Order related to collecting complete demographic information for all confirmed and suspected COVID-19 patients



Updated on Wednesday, July 14, 2021

Table of Contents

Vaccinated Residents by Age Group page 4

Vaccinated Residents by Race/Ethnicity page 5

Vaccinated Residents by Sex page 6

COVID-19 Daily Confirmed, Active, Recovered Cases and Deaths..... page 7

Weekly Median Age of Confirmed COVID-19 Cases..... page 8

Cases and Case Rate by Age Group Last 14-Days page 9

Deaths and Death Rate by Age Group page 10

Percentage of Cases and Case Rate by Race/Ethnicity..... page 11

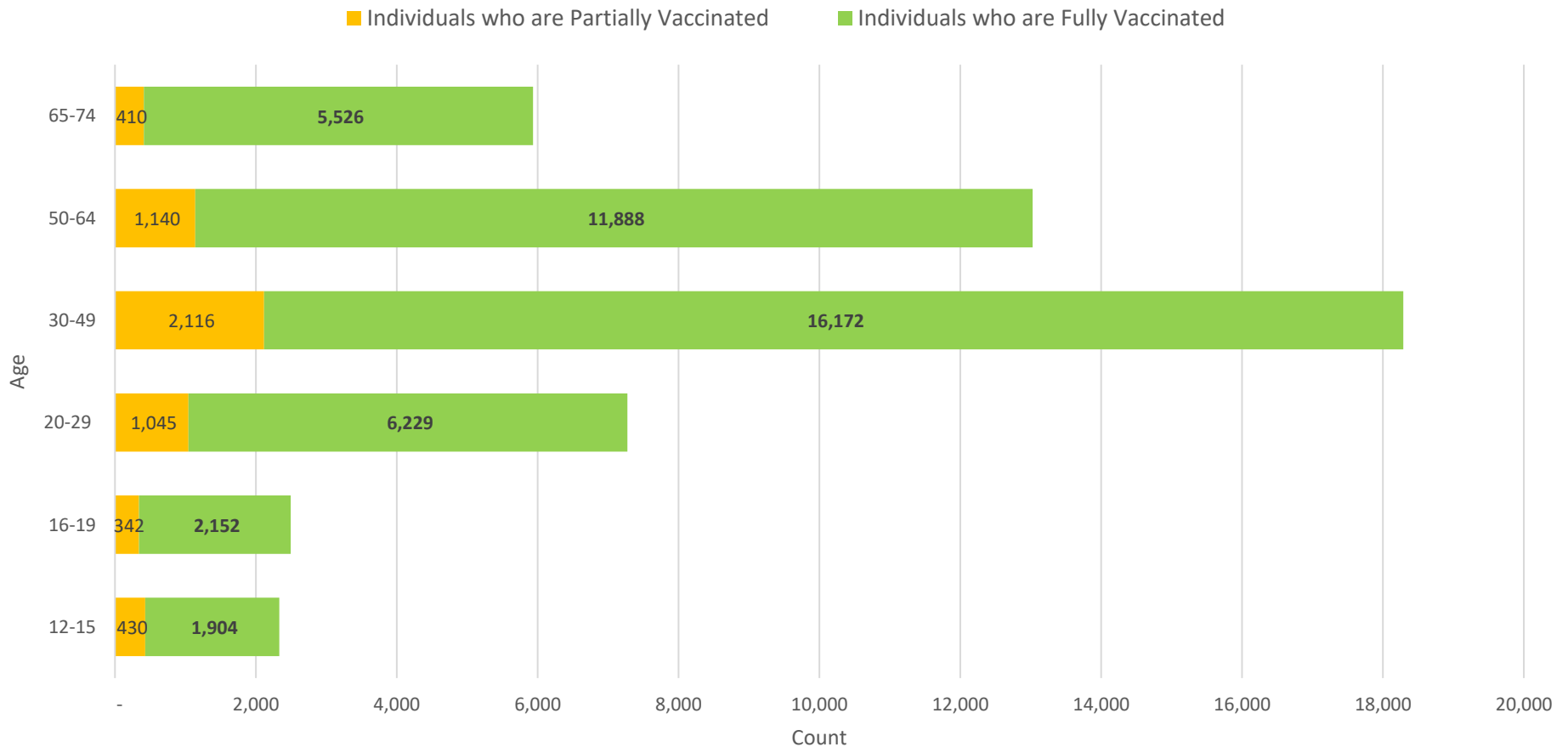
Deaths and Death Rate by Race/Ethnicity..... page 12

Additional Case Information Since March 2020 page 13



Updated on Wednesday, July 14, 2021

Vaccinated Residents by Age Group



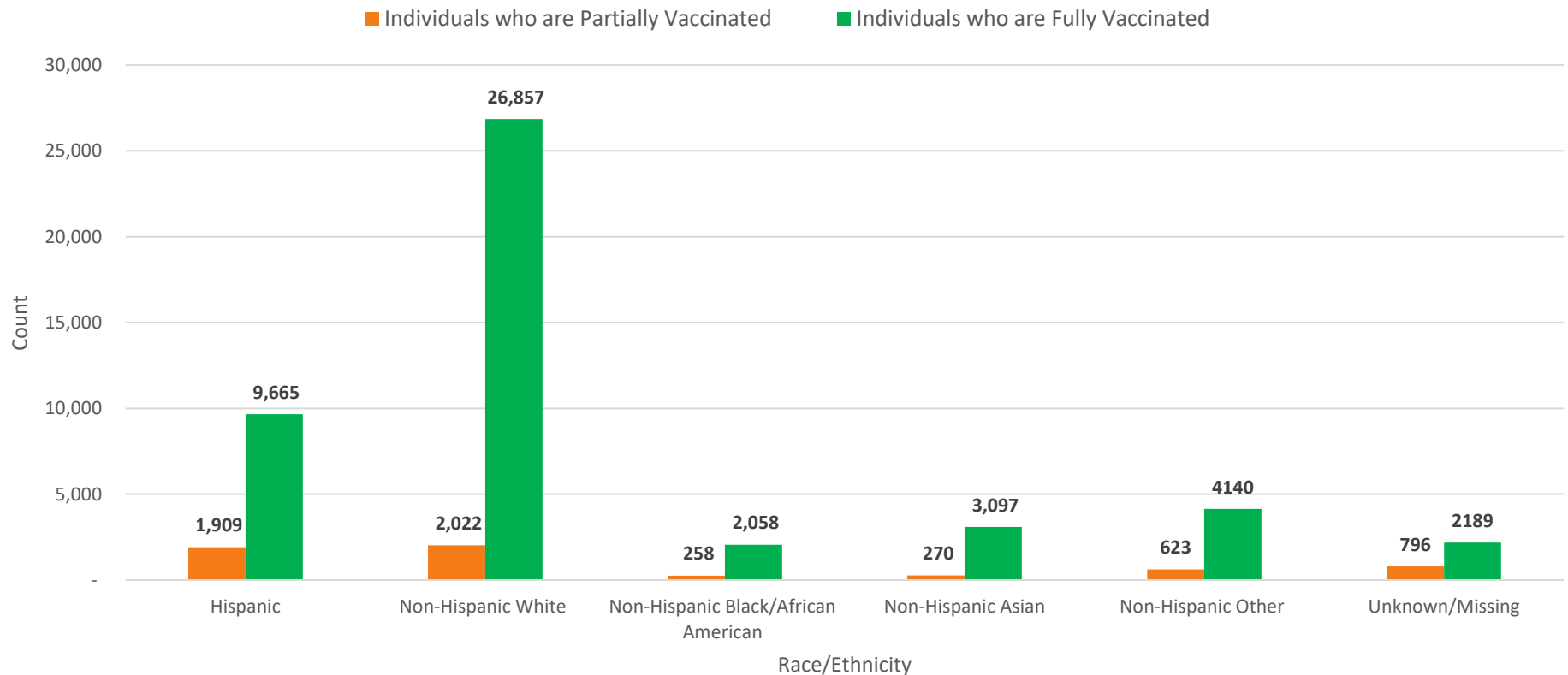
Data Sources: Data from MIIS as of 07/06/21. Data reflect doses administered and reported, including Janssen/Johnson & Johnson beginning on 03/05/2021. An individual is counted as partially vaccinated if they have received only the 1st dose of a two-dose vaccine (currently Moderna and Pfizer). An individual is counted as fully vaccinated if they have received the 2nd dose of Moderna or Pfizer or have received a dose of Janssen/Johnson & Johnson vaccine. These are mutually exclusive populations. Some individuals may receive a first or second dose of Moderna or Pfizer from a non-reporting provider and would not be included as fully vaccinated. Tables and Figures created by the Framingham Department of Public Health.

*Age brackets updated to reflect the reporting of state vaccine data.



Updated on Wednesday, July 14, 2021

Vaccinated Residents by Race/Ethnicity



Data Sources: Data from MIIS as of 07/06/21. Data reflect doses administered and reported, including Janssen/Johnson & Johnson beginning on 03/05/2021. An individual is counted as partially vaccinated if they have received only the 1st dose of a two-dose vaccine (currently Moderna and Pfizer). An individual is counted as fully vaccinated if they have received the 2nd dose of Moderna or Pfizer or have received a dose of Janssen/Johnson & Johnson vaccine. These are mutually exclusive populations. Some individuals may receive a first or second dose of Moderna or Pfizer from a non-reporting provider and would not be included as fully vaccinated.

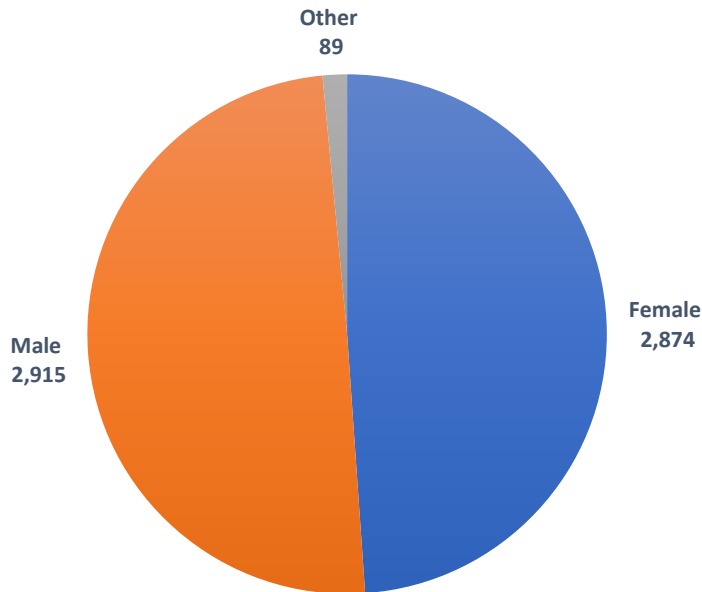
Unknown/Missing Includes responses that do not fit into the listed categories, nonresponses, "prefer not to say", and records from selected providers whose software does not allow them to collect race and ethnicity data. Tables and Figures created by the Framingham Department of Public Health.



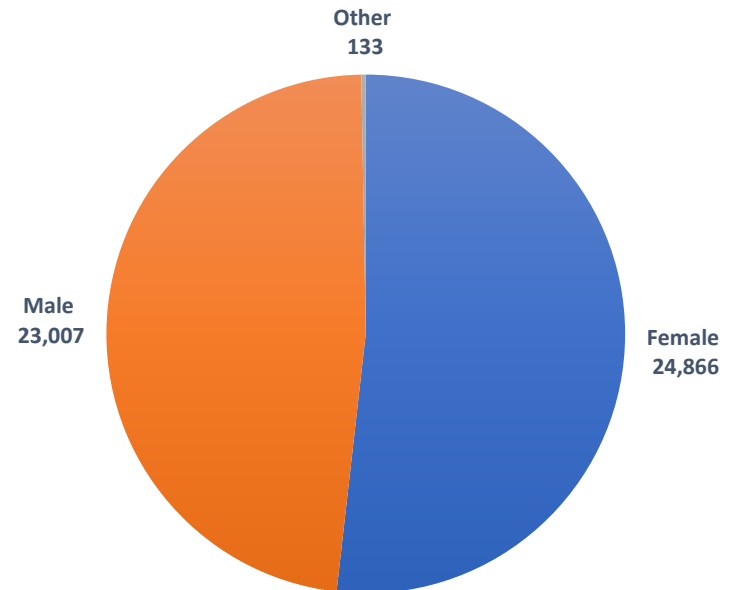
Updated on Wednesday, July 14, 2021

Vaccinated Residents by Sex

Number of Residents who are Partially Vaccinated by Sex



Number of Residents who are Fully Vaccinated by Sex



Data Sources: Data from MIIS as of 07/06/21. Data reflect doses administered and reported, including Janssen/Johnson & Johnson beginning on 03/05/2021. An individual is counted as partially vaccinated if they have received only the 1st dose of a two-dose vaccine (currently Moderna and Pfizer). An individual is counted as fully vaccinated if they have received the 2nd dose of Moderna or Pfizer or have received a dose of Janssen/Johnson & Johnson vaccine. These are mutually exclusive populations. Some individuals may receive a first or second dose of Moderna or Pfizer from a non-reporting provider and would not be included as fully vaccinated.

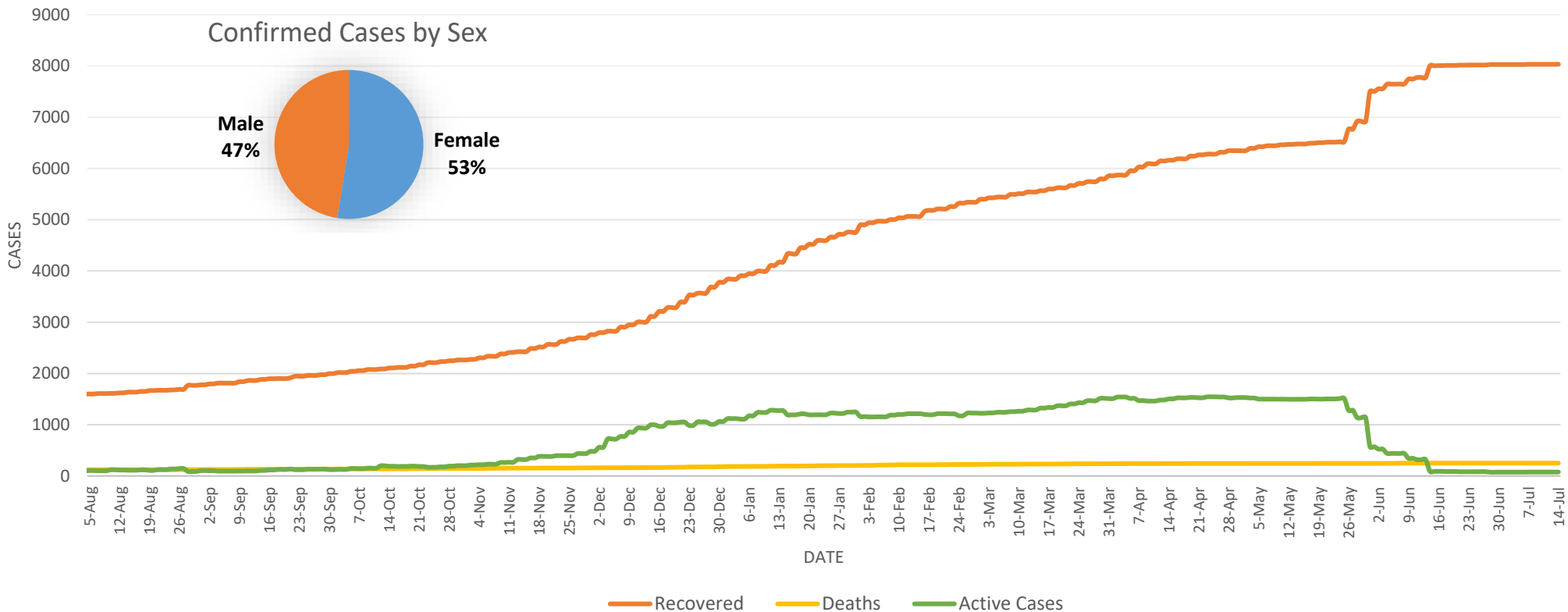
Other includes unknown responses where sex was not reported or those that do not identify as male or female. Tables and Figures created by the Framingham Department of Public Health



Updated on Wednesday, July 14, 2021

COVID-19 Daily Confirmed, Active, Recovered Cases and Deaths

CONFIRMED COVID-19 CASES OVER TIME



Data Sources: COVID-19 Data provided by the Bureau of Infectious Disease and Laboratory Sciences; Tables and Figures created by the Framingham Department of Public Health.

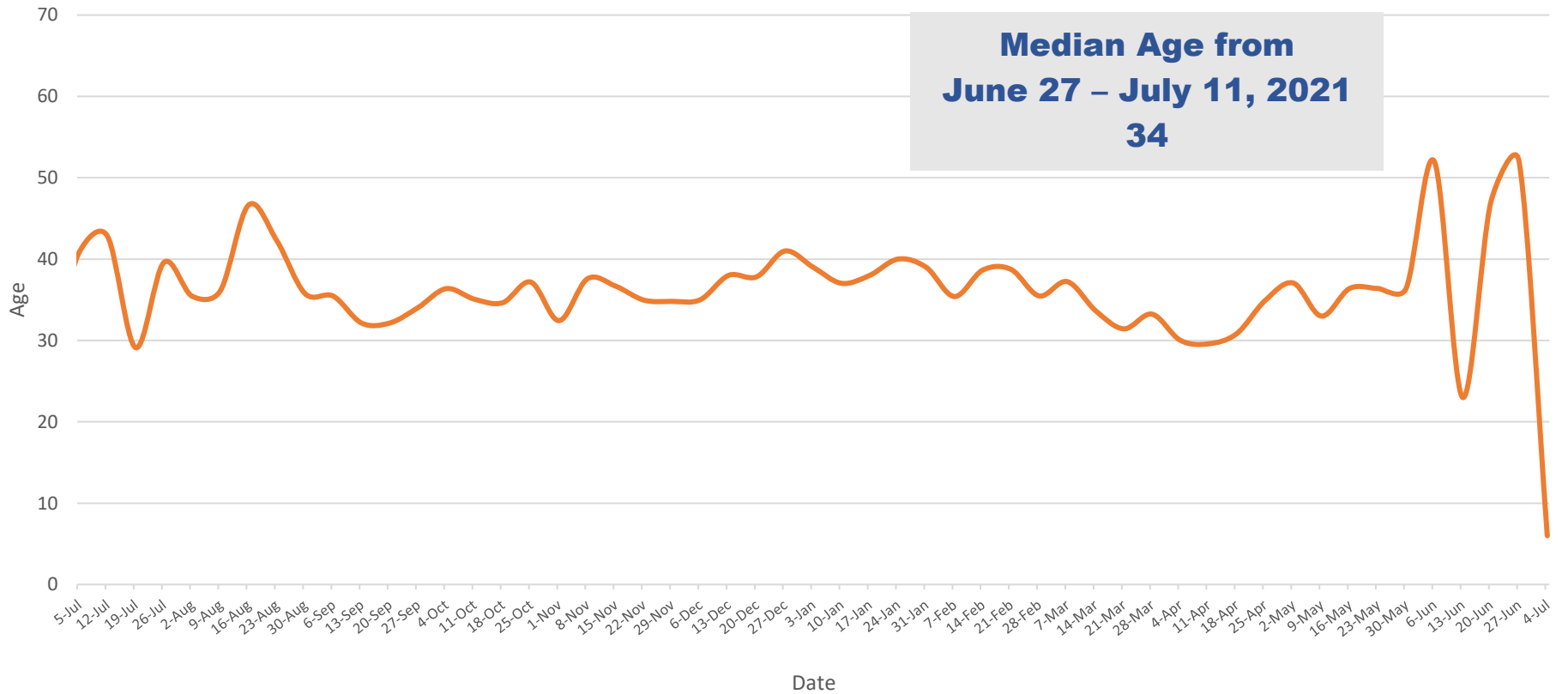
*Note: The COVID team is working in state data system to move lapsed or pending cases into correct status.



Updated on Wednesday, July 14, 2021

Weekly Median Age of Confirmed COVID-19 Cases

WEEKLY MEDIAN AGE



Calculated as median age of new confirmed positive cases of residents of Framingham as reported by the MA Department of Public Health.

Data Sources: COVID-19 Data provided by the Bureau of Infectious Disease and Laboratory Sciences; Tables and Figures created by the Framingham Department of Public Health.

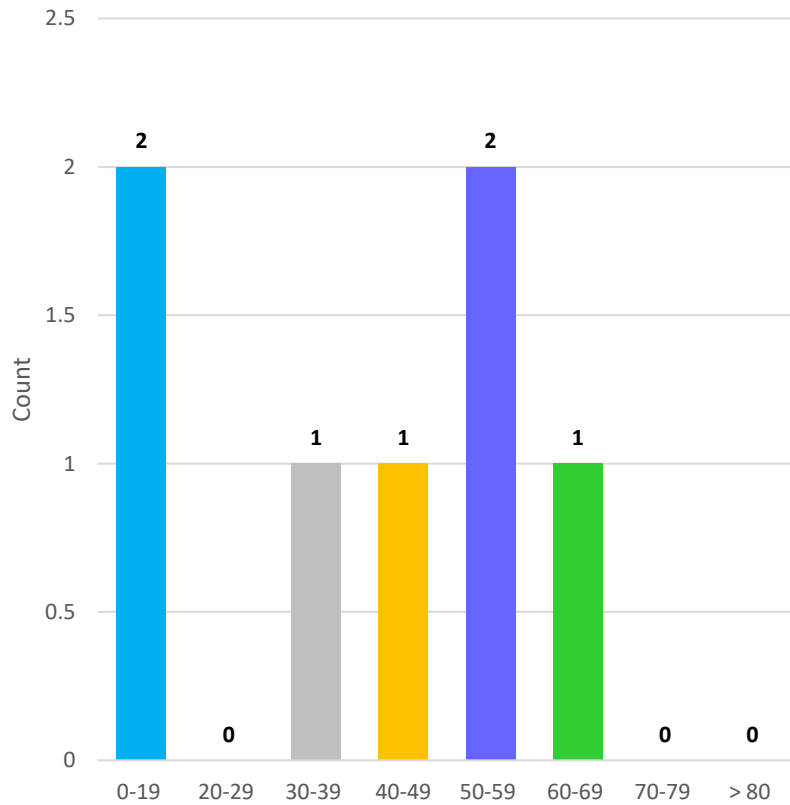
*Note: The abrupt change in weekly median age is due to the low case count.



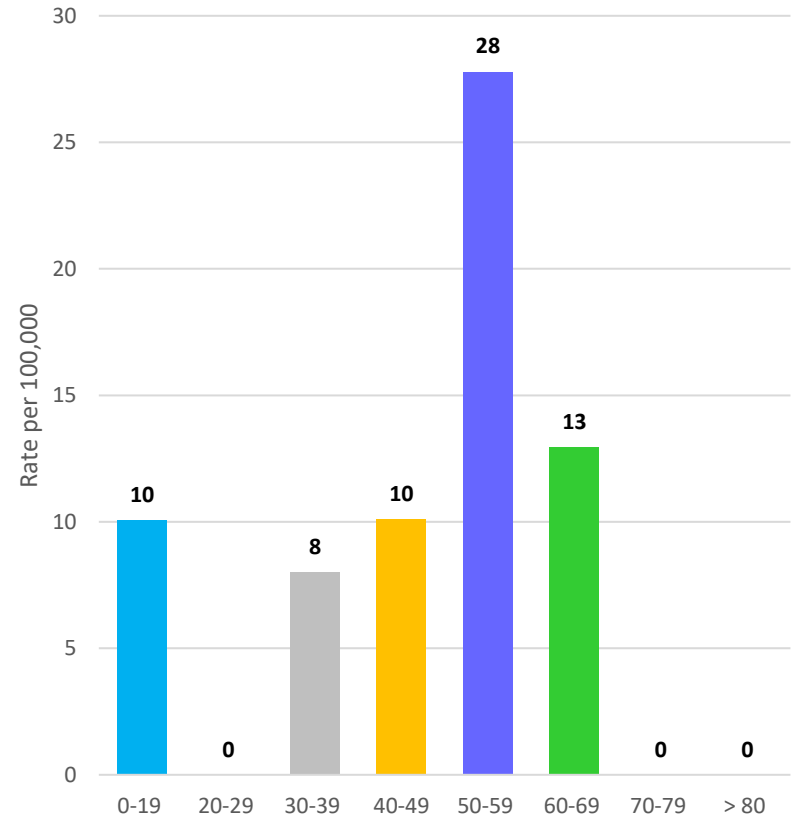
Updated on Wednesday, July 14, 2021

Cases by Age Group Last 14-Days

Confirmed COVID-19 Cases by Age Group Last 14-Days



Rate (per 100,000) of COVID-19 Cases by Age Group Last 14-Days



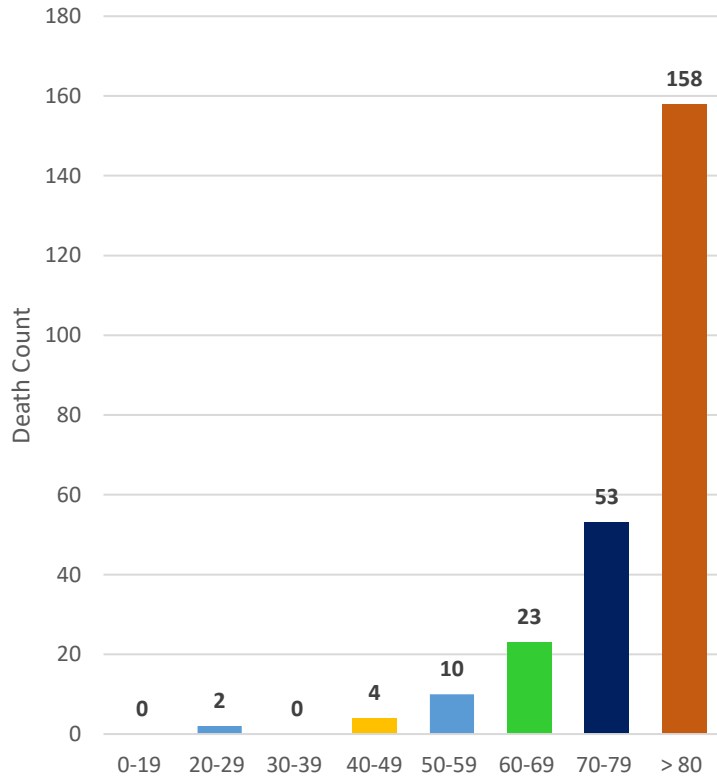
Data Sources: COVID-19 Data provided by the Bureau of Infectious Disease and Laboratory Sciences, U.S. Census Bureau: Age Population Estimates 2010-2019, version 2019; Tables and Figures created by the Framingham Department of Public Health.



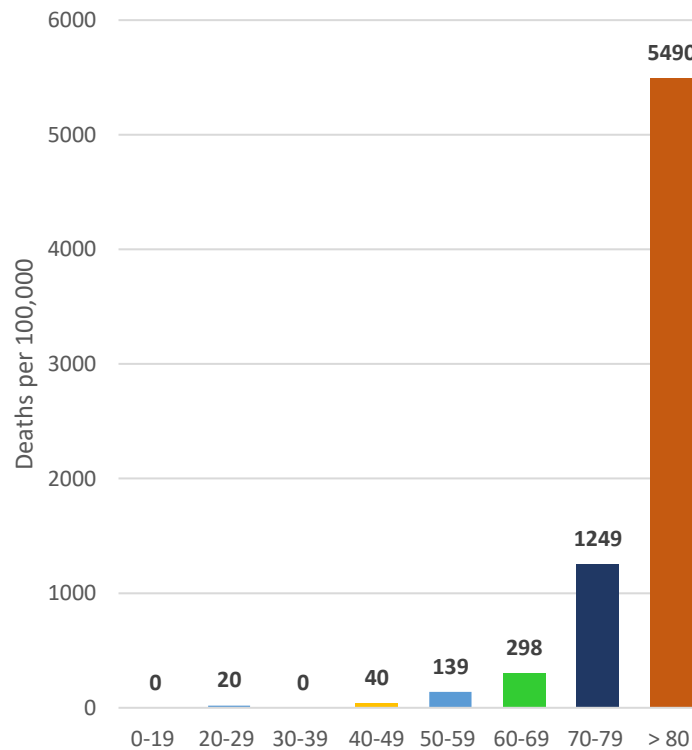
Updated on Wednesday, July 14, 2021

Deaths and Death Rate by Age Group

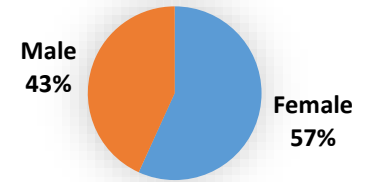
Deaths by Age Group in Confirmed COVID-19 Cases



Death Rate (per 100,000) of COVID-19 Cases by Age Group



Deaths by Sex



Median Age of Deaths in confirmed COVID-19 Cases*

83

Data Sources: COVID-19 Data provided by the Bureau of Infectious Disease and Laboratory Sciences and U.S. Census Bureau: Age Population Estimates 2010-2019, version 2019; Tables and Figures created by the Framingham Department of Public Health.

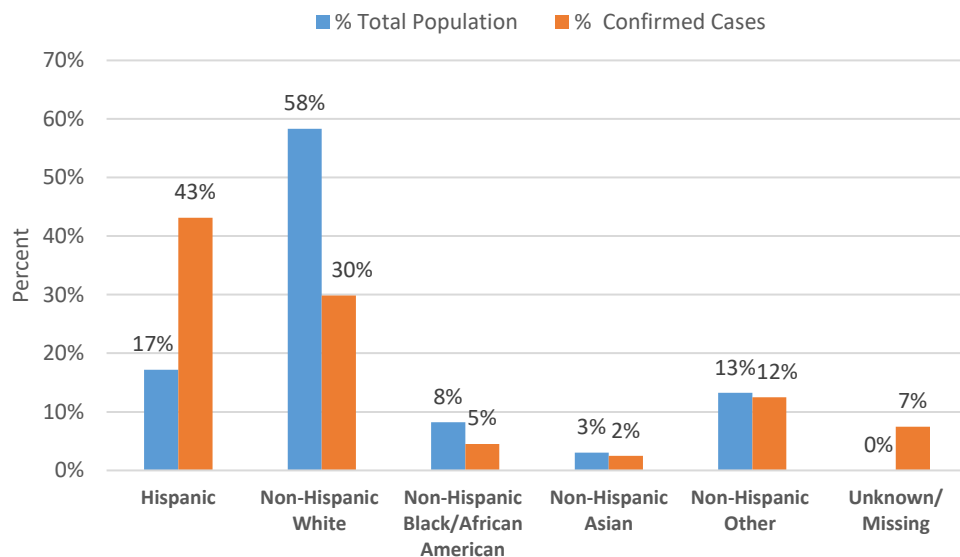
* Median Age of Death in Confirmed COVID-19 Cases from March 1, 2020 to July 12, 2021 in Community Setting only.



Updated on Wednesday, July 14, 2021

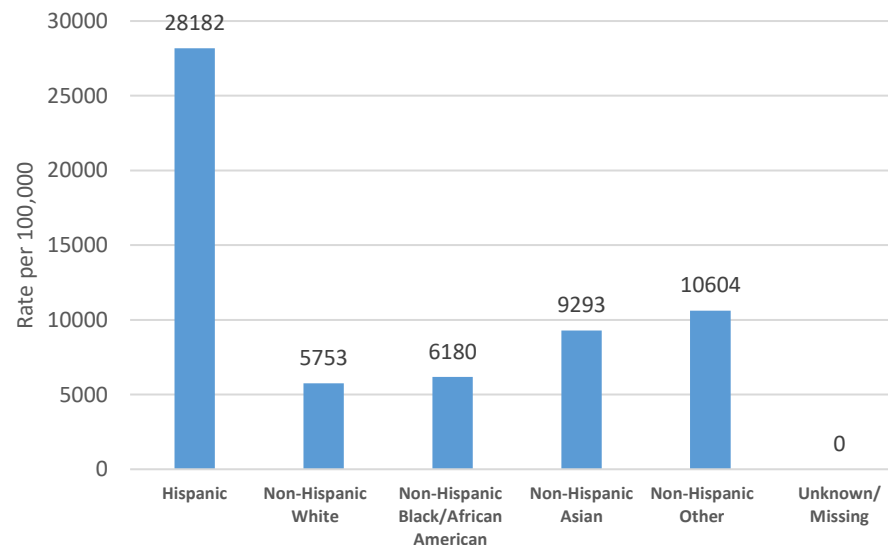
Percentage of Cases and Case Rate by Race/Ethnicity

Percentage of Total Population and Percent of Cases by Race/Ethnicity



- Non-Hispanic White represent 58% of the City of Framingham population however they comprise less than half of the proportion of COVID 19 cases at 30%.
- Hispanics represent 17% of the City of Framingham population but comprise more than 2x that proportion of COVID 19 cases at 43%.
- Disparity between Whites and non-white populations would be even higher except many residents of Brazilian descent describe themselves as white.

Rate (per 100,000) of COVID-19 Cases by Race/Ethnicity



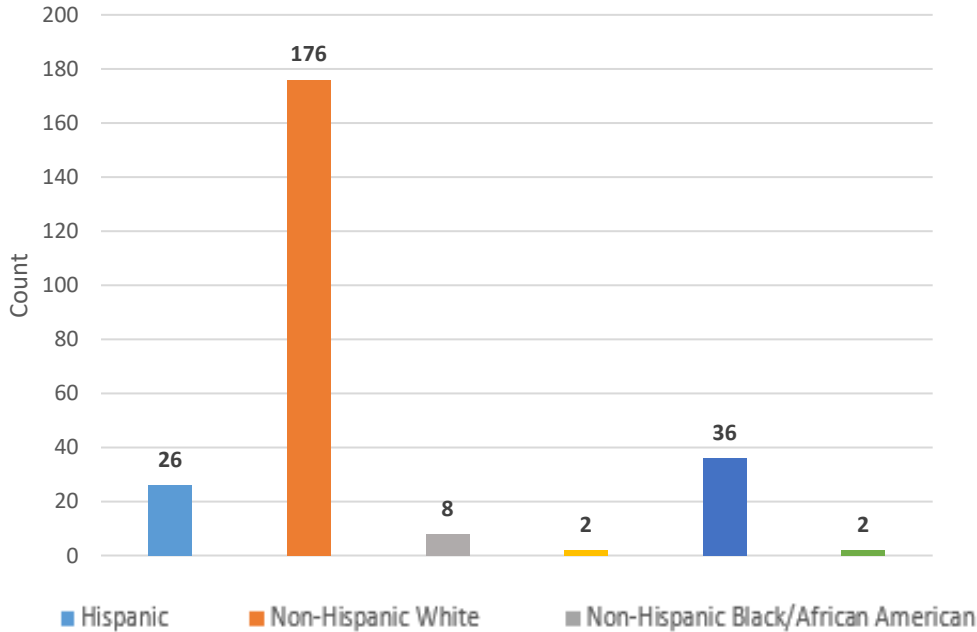
- The highest rates of positive cases are among Hispanics, Non-Hispanic Other and Non-Hispanics Asian.
- Disparity between Whites and non-white populations would be even higher except many residents of Brazilian descent describe themselves as white.



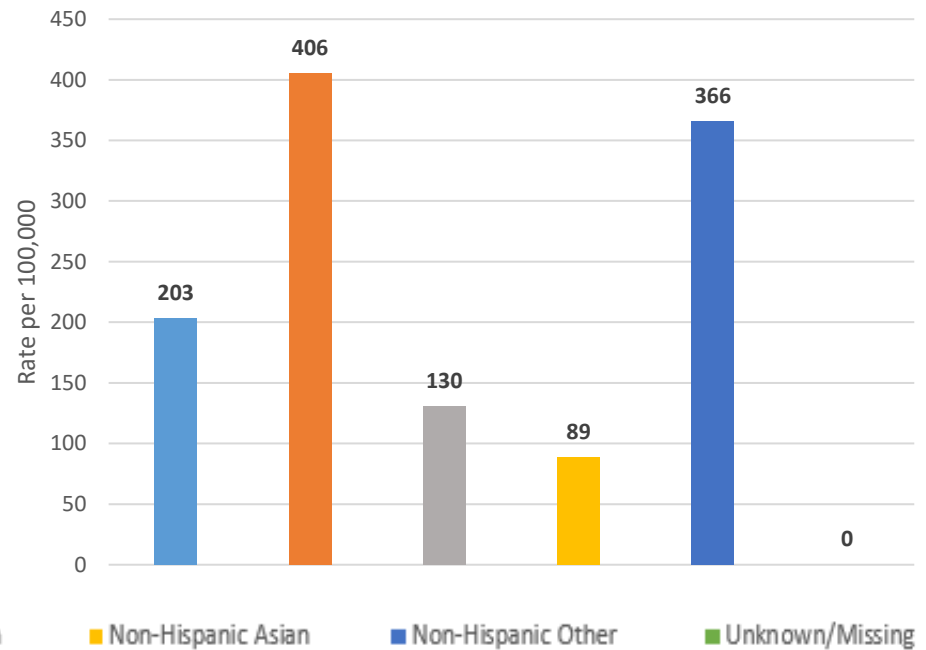
Updated on Wednesday, July 14, 2021

Deaths and Death Rate by Race/Ethnicity

Deaths by Race/Ethnicity in Confirmed COVID-19 Cases



Death Rate (per 100,000) of COVID-19 Cases by Race/Ethnicity



- Count of Non-Hispanic White population is significantly higher than the other populations
- Disparity between Whites and non-White populations would be even higher since many residents of Brazilian descent describe themselves as white.

- The highest death rates of positive cases are among Hispanic, non-Hispanic White and non-Hispanic other.
- Disparity between Whites and non-White populations would be even higher since many residents of Brazilian descent describe themselves as white.

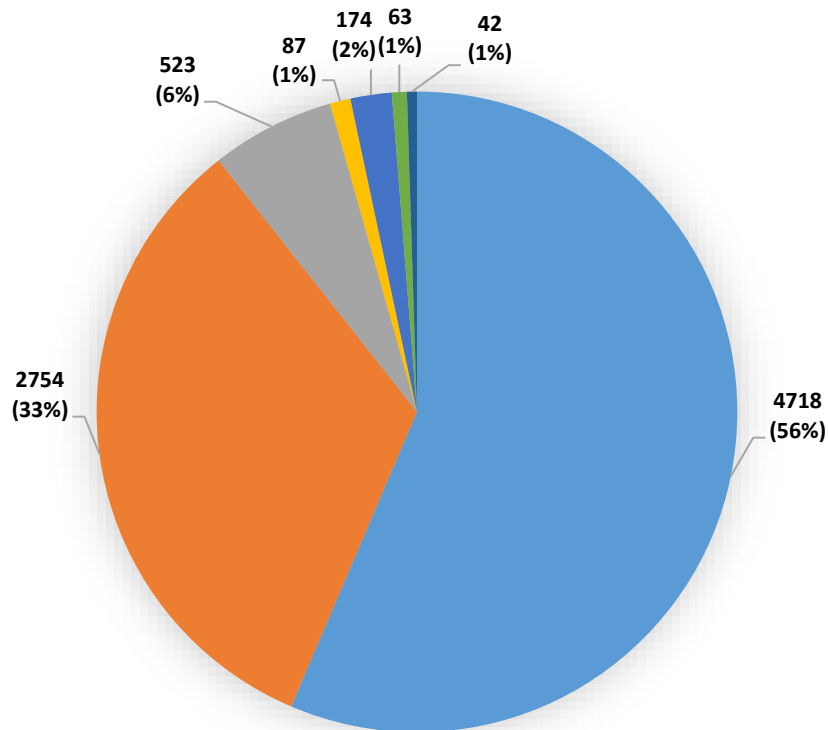


Updated on Wednesday, July 14, 2021

Additional Case Information Since March 2020

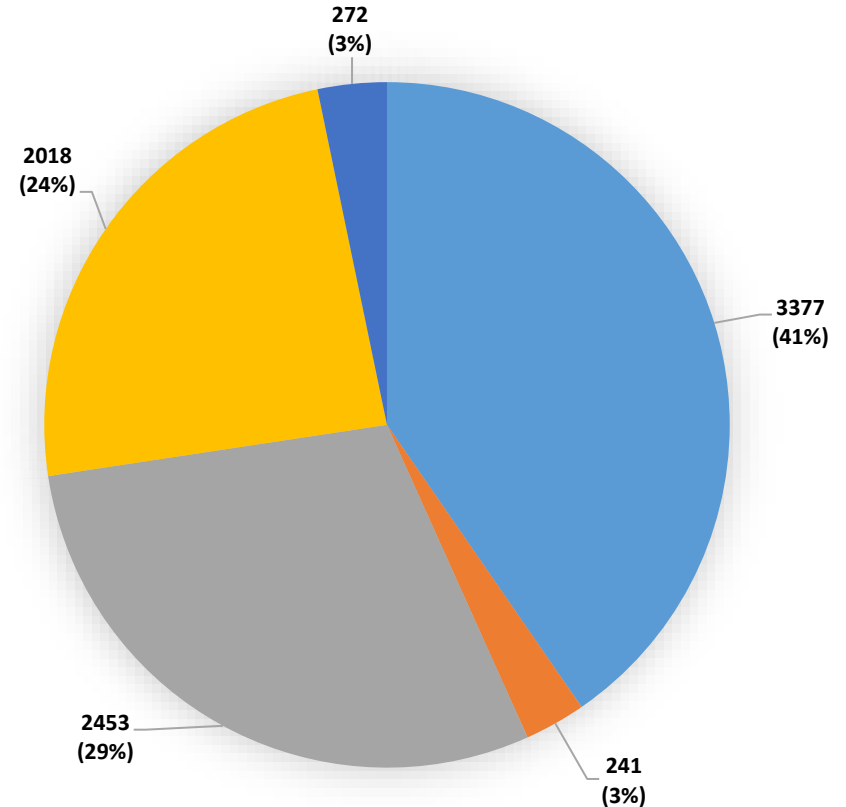
Residential Setting

- Multi-unit
- Single Family
- LTC & Health Facilities
- Incarcerated
- Congregate Homes
- FSU
- Unknown*



Primary Language

- English
- Other
- Portuguese
- Spanish
- Unknown



Data Sources: COVID-19 Data provided by the Bureau of Infectious Disease and Laboratory Sciences; Tables and Figures created by the Framingham Department of Public Health.
Note: Congregate Homes include rooming homes, group homes and shelters with at least 1 reported COVID-19 case to date. FSU means Framingham State University

* Address information for these cases are currently being obtained.