



*Updated on Wednesday, May 12, 2021*

# COVID-19 OVERVIEW

<b>Confirmed COVID-19 Cases</b>	<b>Recovered COVID-19 Cases</b>	<b>Deaths of Confirmed COVID-19 Cases</b>	<b>Residents in Quarantine</b>	<b>Residents in Isolation (Active Cases)</b>
<b>8211</b>	<b>6471</b>	<b>244</b>	<b>501</b>	<b>1496</b>

<b>Average Daily of New Cases per 100,000 (Last 14 Days)</b>	<b>Percent Positivity (Last 14 Days)</b>	<b>Average Daily Test Rate per 1,000</b>
<b>9.96 (Lower)</b>	<b>2.09% (Lower)</b>	<b>8.90</b>

<b>Residents Partially Vaccinated</b>	<b>Residents Fully Vaccinated</b>
<b>15796</b>	<b>27964</b>

Data Sources: COVID-19 Data provided by the Bureau of Infectious Disease and Laboratory Sciences, Tables and Figures created by the Framingham Department of Public Health.

Note: All COVID case data are cumulative and current as of 11:59pm on 05/11/2021 for the above statistics.

Refer to Terms and Definition below for more information.



## CITY OF FRAMINGHAM Public Health Department



Public Health  
Prevent. Promote. Protect.

(508) 532-5470  
health@framinghamma.gov  
www.framinghamma.gov

MEMORIAL BUILDING  
150 Concord Street, Room 205  
Framingham, MA 01702

*Updated on Wednesday, May 12, 2021*

This data analysis provides more information about Framingham residents who have received positive COVID-19 test results and the number of vaccine doses administered. Please note that negative test results are not reported. This data analysis is intended to help us better understand the situation at the current time, and guide efforts to mitigate further disease transmission. This analysis is not a predictor of future trends. It will be updated weekly as new data is available.

### Terms and Definitions:

1. Average Daily Incidence Rate per 100,000 Color Calculations: **Gray:** Less than or equal to 15 total cases in the last 14 days; **Green:** Average daily new confirmed case rate over the last 14 days: <10 cases per 100,000 population AND >15 total cases; **Yellow:** Average daily new confirmed case rate over the last 14 days:  $\geq 10$  cases per 100,000 population OR  $\geq 4\%$  positivity rate; **Red:** Average daily new confirmed case rate over the last 14 days:  $\geq 10$  cases per 100,000 population AND  $\geq 4\%$  positivity rate.
2. Last 14 days = 04/26/2021 to 05/10/2021
3. Change in percent positivity of all PCR tests conducted on Framingham residents compared to the previous week's (05/05/2021) report. This is based on total PCR molecular tests performed as of 11:59pm on 5/4/2021.
4. Average number of tests per day taken by Framingham residents within the past 14 days, per 1,000 population. Past 14 days = 04/20/2021 to 05/04/2021. As a reference, the State's number is around 11.01
5. Residents fully vaccinated: An individual is counted as fully vaccinated if they have received the number of doses required to complete the COVID-19 vaccine series. This is measured as the total number of 2nd doses of Moderna and Pfizer administered and reported plus the total number of Janssen/Johnson & Johnson doses administered and reported.
6. Partially vaccinated individuals: An individual is counted as partially vaccinated if they have received only the 1st dose of a two-dose vaccine (currently Moderna and Pfizer)
7. MIIS: Immunization data from most (but not all) providers in Massachusetts are reported into the Massachusetts Immunization Information System (MIIS) through direct messages from electronic health records or direct entry by users. Due to inputting and processing, it may take 24-48 hours or more for shipping or administration data to appear in MIIS. MIIS data are available for analysis one calendar day after they are reported to the MIIS. Data are current as of time of publication and may be subject to change in future publications as additional data are reported.



*Updated on Wednesday, May 12, 2021*

# Table of Contents

Vaccinated Residents by Age Group ..... page 4

Vaccinated Residents by Race/Ethnicity ..... page 5

Vaccinated Residents by Sex ..... page 6

COVID-19 Daily Confirmed, Active, Recovered Cases and Deaths ..... page 7

Weekly Median Age of Confirmed COVID-19 Cases..... page 8

Cases and Case Rate by Age Group Last 14-Days ..... page 9

Deaths and Death Rate by Age Group ..... page 10

Percentage of Cases and Case Rate by Race/Ethnicity..... page 11

Deaths and Death Rate by Race/Ethnicity..... page 12

Cases by Primary Language..... page 13

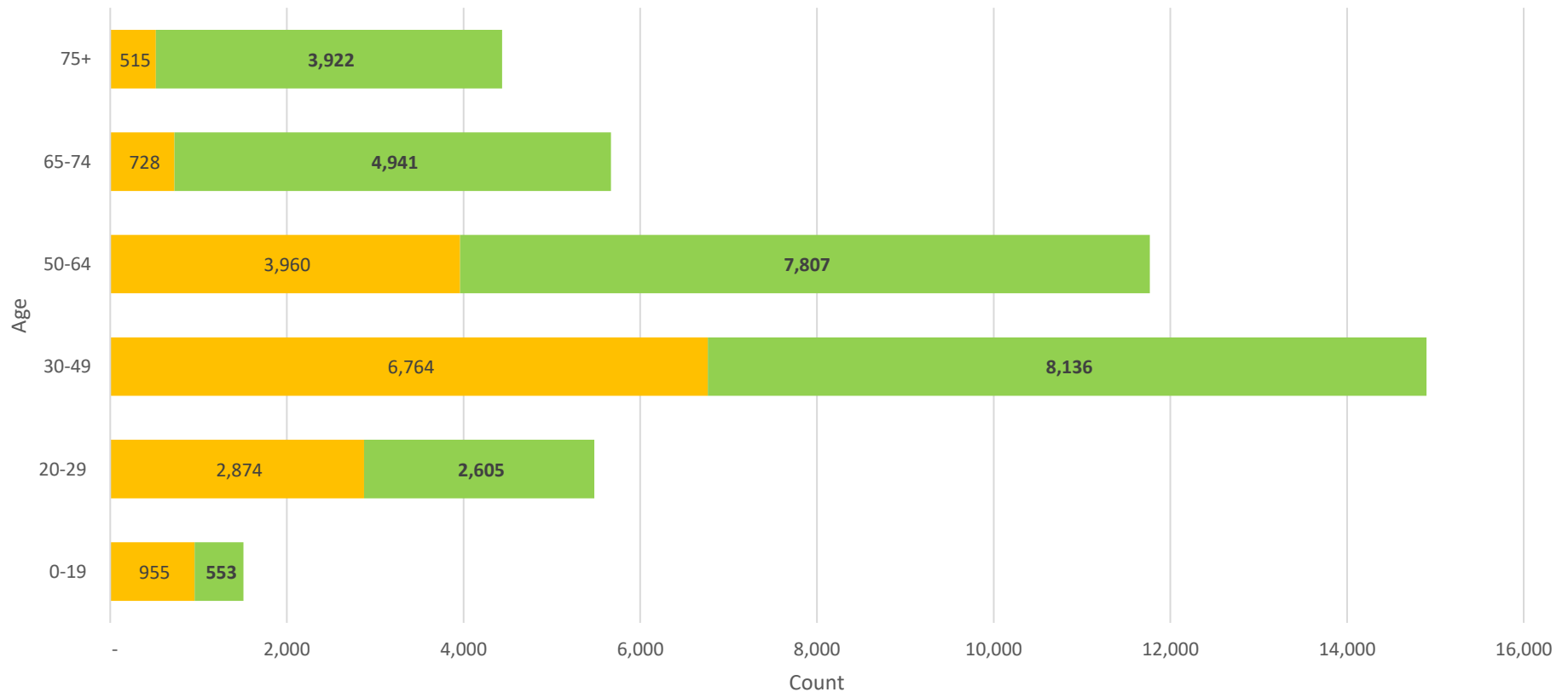
Residential Setting with known COVID-19 Cases..... page 14



Updated on Wednesday, May 12, 2021

# Vaccinated Residents by Age Group

■ Individuals who are Partially Vaccinated    ■ Individuals who are Fully Vaccinated

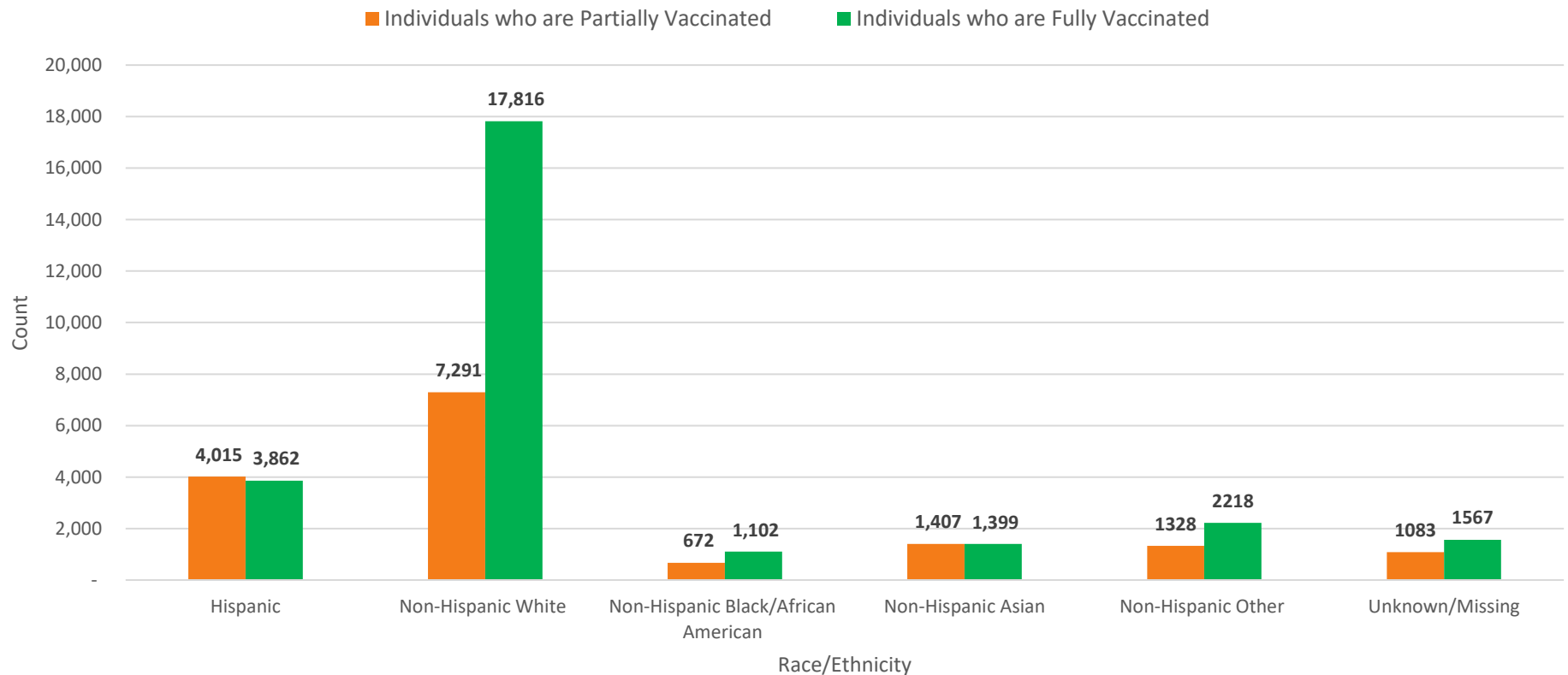


Data Sources: Data from MIIS as of 05/04/21. Data reflect doses administered and reported, including Janssen/Johnson & Johnson beginning on 03/05/2021. An individual is counted as partially vaccinated if they have received only the 1st dose of a two-dose vaccine (currently Moderna and Pfizer). An individual is counted as fully vaccinated if they have received the 2nd dose of Moderna or Pfizer or have received a dose of Janssen/Johnson & Johnson vaccine. These are mutually exclusive populations. Some individuals may receive a first or second dose of Moderna or Pfizer from a non-reporting provider and would not be included as fully vaccinated. Tables and Figures created by the Framingham Department of Public Health.



Updated on Wednesday, May 12, 2021

## Vaccinated Residents by Race/Ethnicity



Data Sources: Data from MIIS as of 05/04/21. Data reflect doses administered and reported, including Janssen/Johnson & Johnson beginning on 03/05/2021. An individual is counted as partially vaccinated if they have received only the 1st dose of a two-dose vaccine (currently Moderna and Pfizer). An individual is counted as fully vaccinated if they have received the 2nd dose of Moderna or Pfizer or have received a dose of Janssen/Johnson & Johnson vaccine. These are mutually exclusive populations. Some individuals may receive a first or second dose of Moderna or Pfizer from a non-reporting provider and would not be included as fully vaccinated.

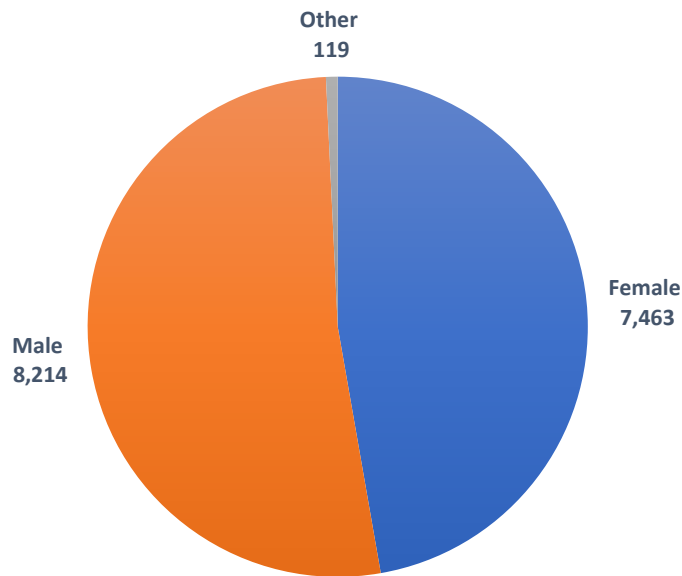
Unknown/Missing Includes responses that do not fit into the listed categories, nonresponses, "prefer not to say", and records from selected providers whose software does not allow them to collect race and ethnicity data. Tables and Figures created by the Framingham Department of Public Health.



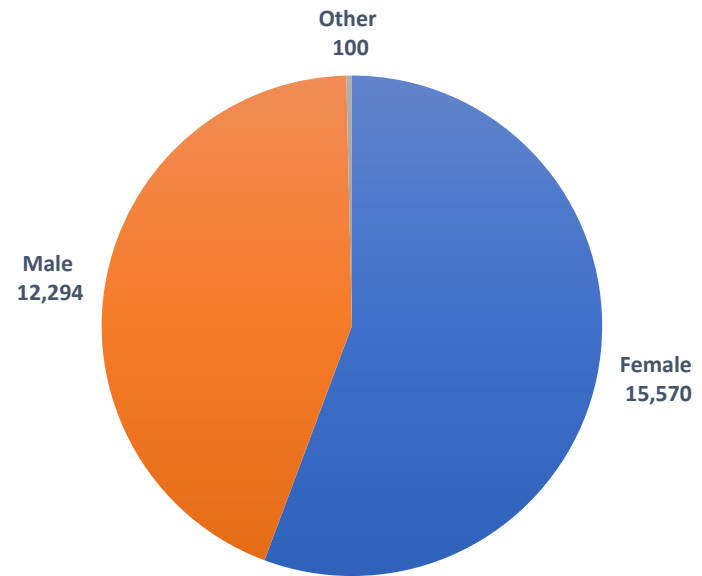
*Updated on Wednesday, May 12, 2021*

## Vaccinated Residents by Sex

**Number of Residents who are Partially Vaccinated by Sex**



**Number of Residents who are Fully Vaccinated by Sex**



Data Sources: Data from MIIS as of 05/04/21. Data reflect doses administered and reported, including Janssen/Johnson & Johnson beginning on 03/05/2021. An individual is counted as partially vaccinated if they have received only the 1st dose of a two-dose vaccine (currently Moderna and Pfizer). An individual is counted as fully vaccinated if they have received the 2nd dose of Moderna or Pfizer or have received a dose of Janssen/Johnson & Johnson vaccine. These are mutually exclusive populations. Some individuals may receive a first or second dose of Moderna or Pfizer from a non-reporting provider and would not be included as fully vaccinated.

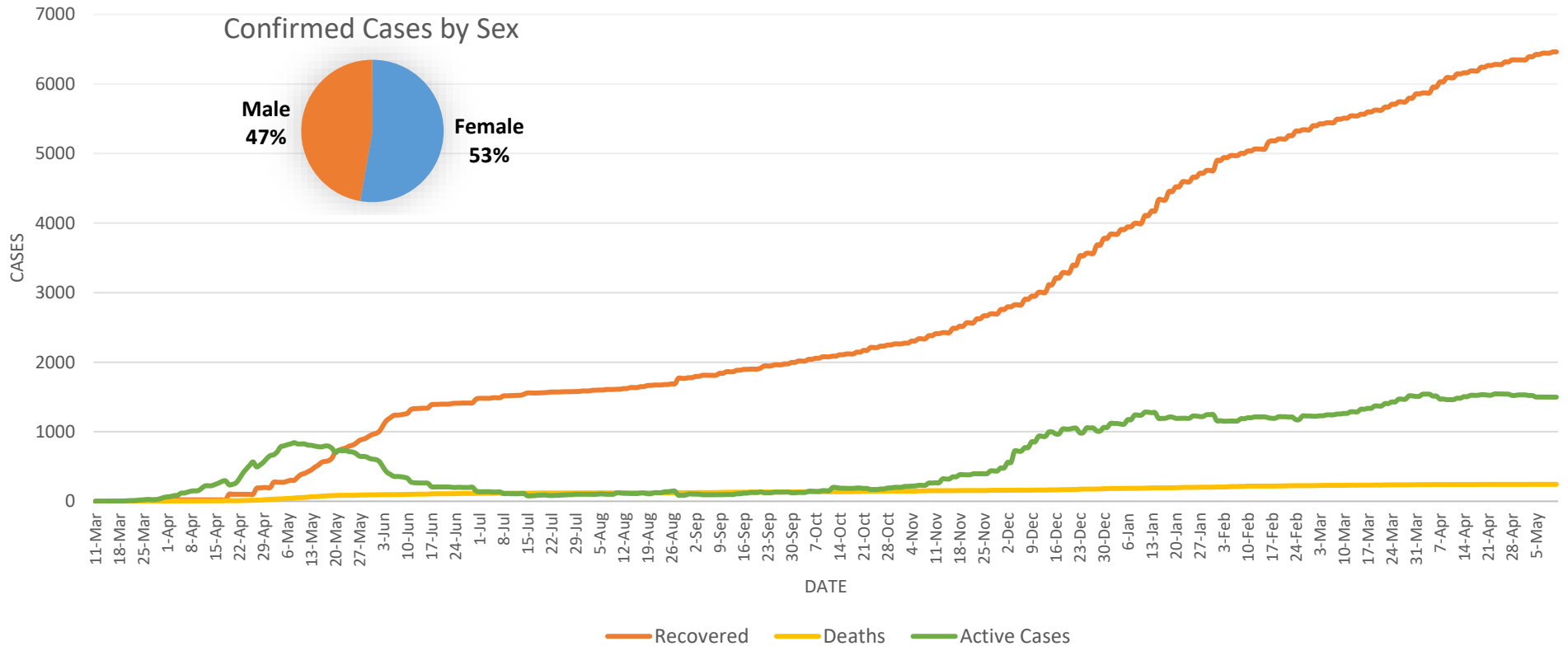
Other includes unknown responses where sex was not reported or those that do not identify as male or female. Tables and Figures created by the Framingham Department of Public Health



Updated on Wednesday, May 12, 2021

# COVID-19 Daily Confirmed, Active, Recovered Cases and Deaths

## CONFIRMED COVID-19 CASES OVER TIME



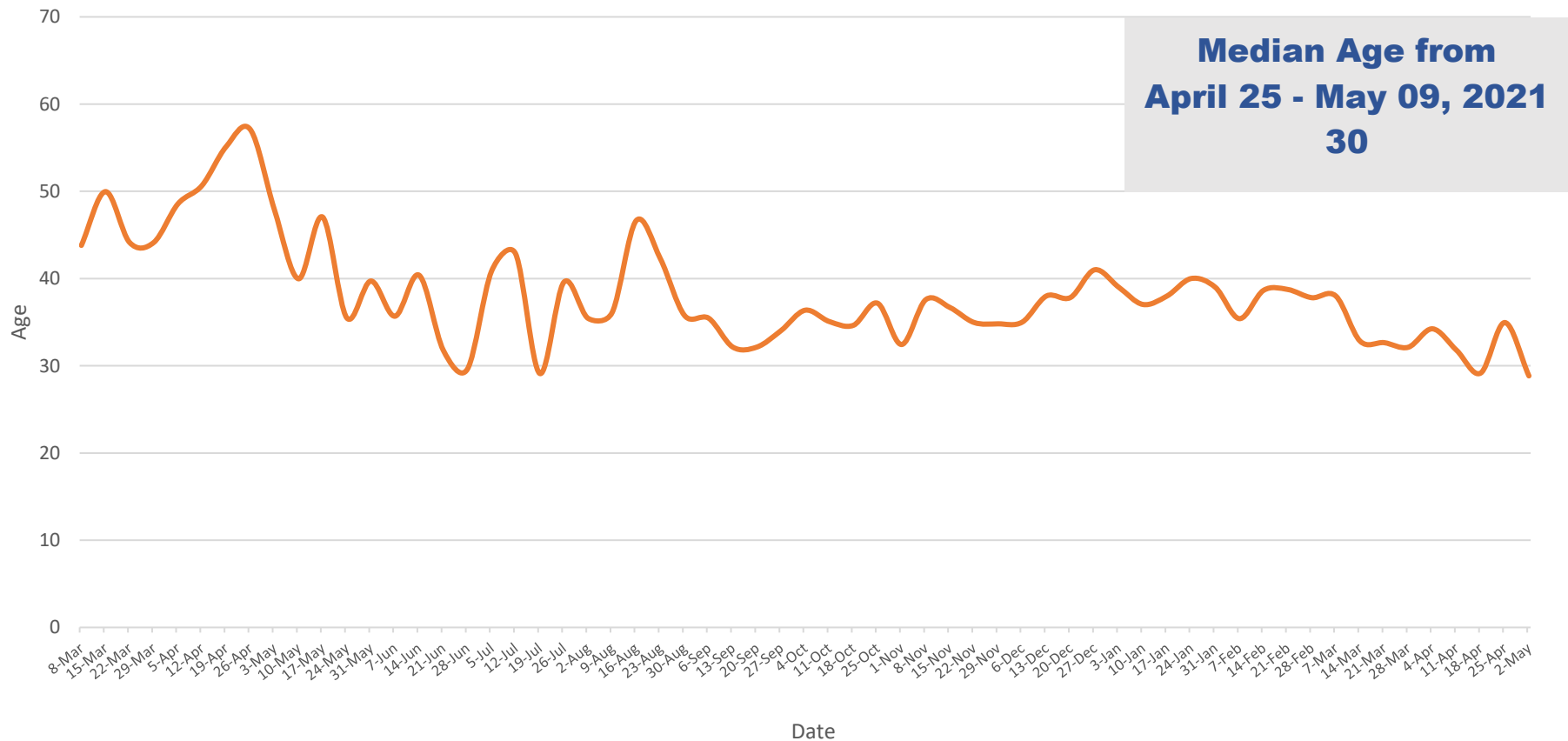
Data Sources: COVID-19 Data provided by the Bureau of Infectious Disease and Laboratory Sciences; Tables and Figures created by the Framingham Department of Public Health.



Updated on Wednesday, May 12, 2021

# Weekly Median Age of Confirmed COVID-19 Cases

WEEKLY MEDIAN AGE



Calculated as median age of new confirmed positive cases of residents of Framingham as reported by the MA Department of Public Health.

Data Sources: COVID-19 Data provided by the Bureau of Infectious Disease and Laboratory Sciences; Tables and Figures created by the Framingham Department of Public Health.

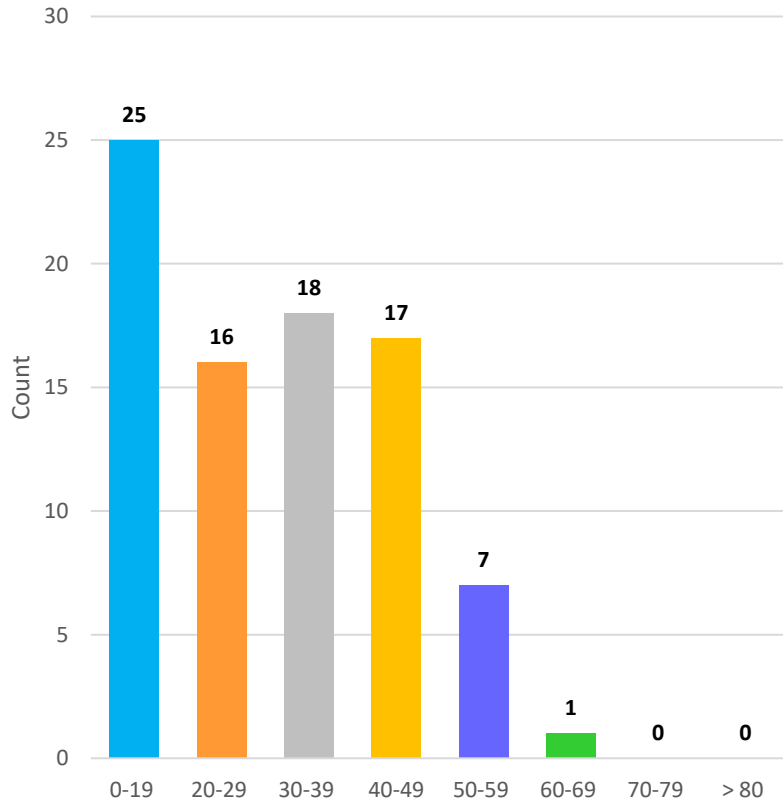




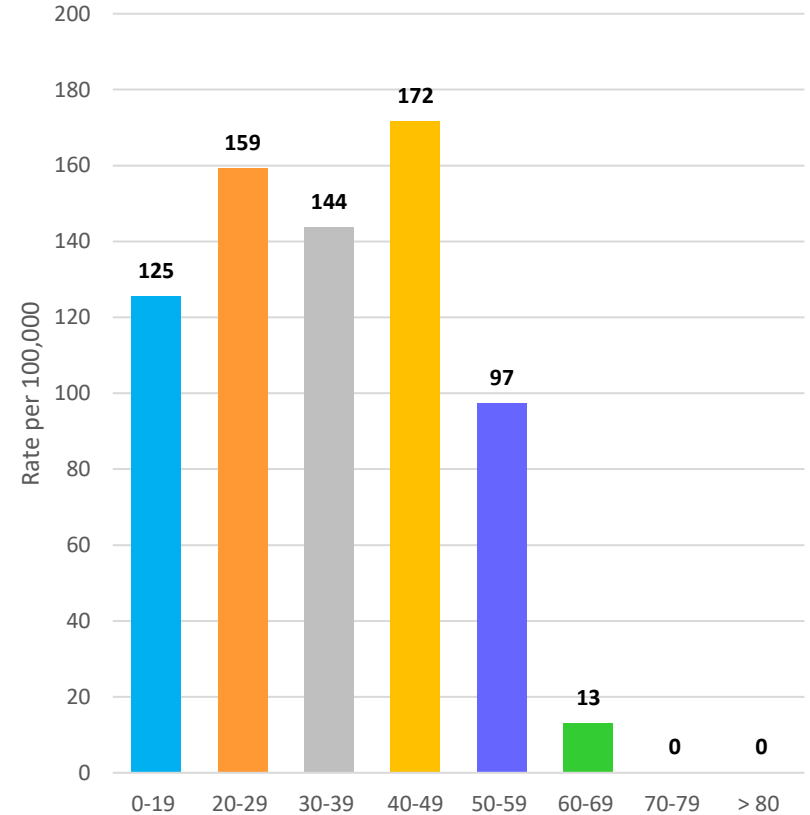
Updated on Wednesday, May 12, 2021

# Cases by Age Group Last 14-Days

Confirmed COVID-19 Cases by Age Group Last 14-Days



Rate (per 100,000) of COVID-19 Cases by Age Group Last 14-Days



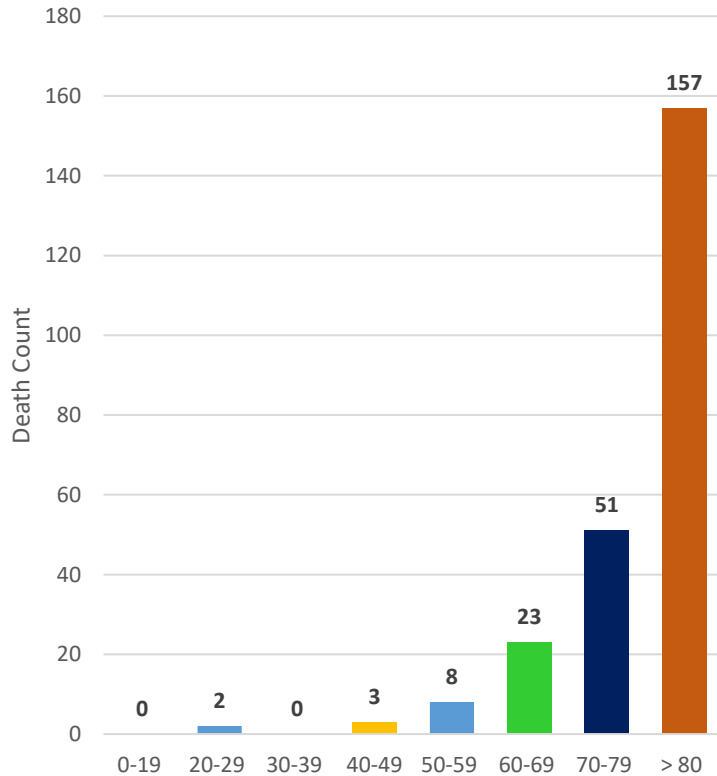
Data Sources: COVID-19 Data provided by the Bureau of Infectious Disease and Laboratory Sciences, U.S. Census Bureau: Age Population Estimates 2010-2019, version 2019; Tables and Figures created by the Framingham Department of Public Health.



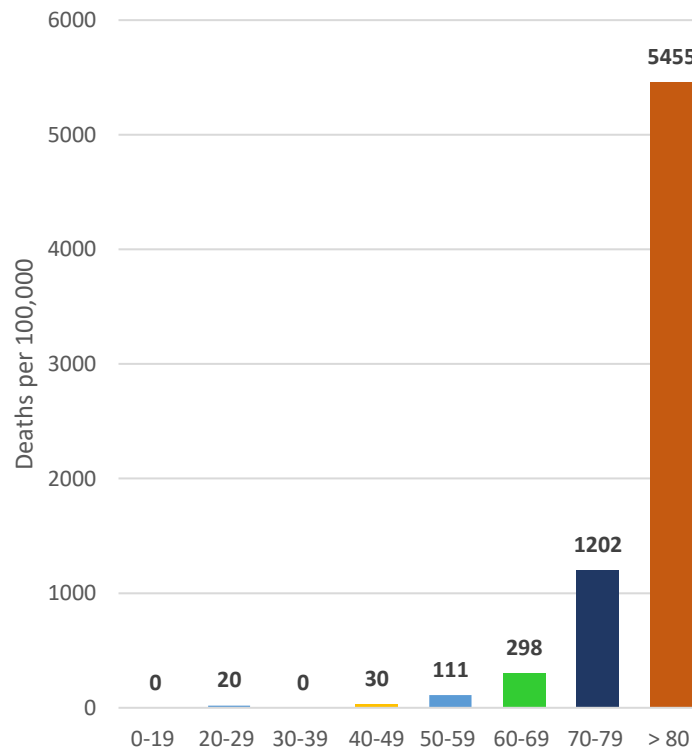
Updated on Wednesday, May 12, 2021

# Deaths and Death Rate by Age Group

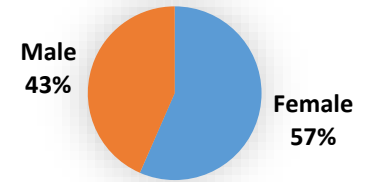
Deaths by Age Group in Confirmed COVID-19 Cases



Death Rate (per 100,000) of COVID-19 Cases by Age Group



Deaths by Sex



**Median Age of Deaths in confirmed COVID-19 Cases\***  
**85**

Data Sources: COVID-19 Data provided by the Bureau of Infectious Disease and Laboratory Sciences and U.S. Census Bureau: Age Population Estimates 2010-2019, version 2019; Tables and Figures created by the Framingham Department of Public Health.

\* Median Age of Death in Confirmed COVID-19 Cases from March 01, 2020 to May 10, 2021 in Community Setting only.



Updated on Wednesday, May 12, 2021

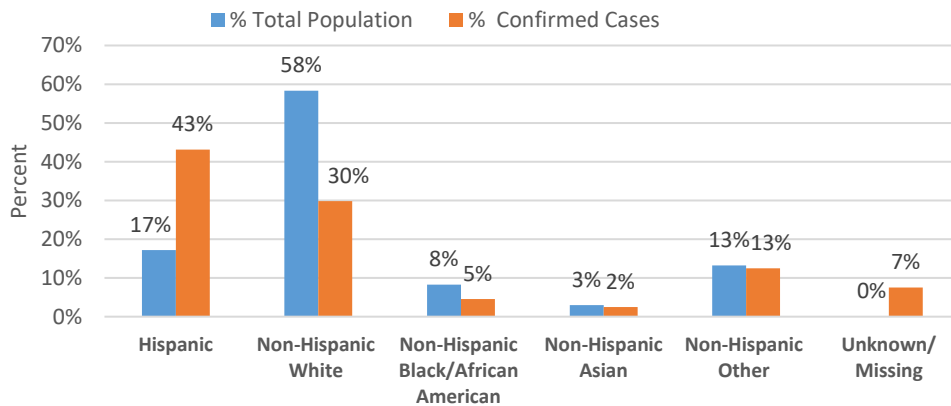
## Percentage of Cases and Case Rate by Race/Ethnicity

The following caveats apply to these data:

1. Information on race and ethnicity is collected and reported by laboratories, healthcare providers and local boards of health and may or may not reflect self-report by the individual case.
2. If no information is provided by any reporter on a case's race or ethnicity, MDPH classifies it as missing.
3. A classification of unknown indicates the reporter did not know the race and ethnicity of the individual, the individual refused to provide information or that the originating system does not capture the information.
4. Other indicates multiple races or that the originating system does not capture the information.

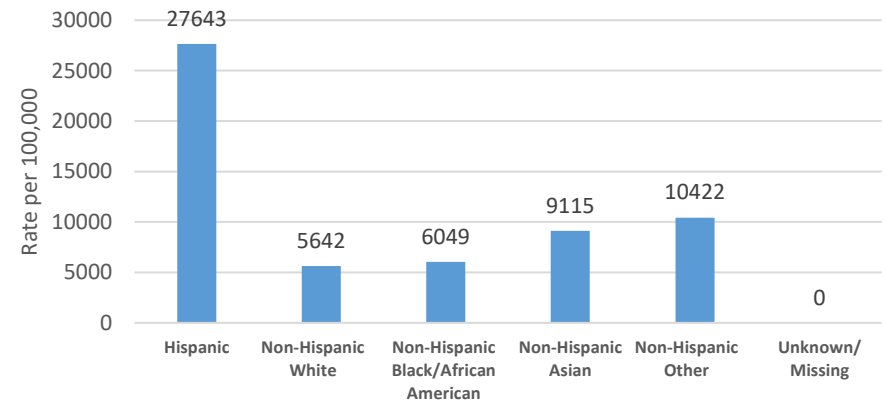
Note: COVID-19 testing is currently conducted by dozens of private labs, hospitals, and other partners and the Massachusetts Department of Public Health is working with these organizations and to improve data reporting by race and ethnicity, to better understand where, and on whom, the burden of illness is falling so the Commonwealth can respond more effectively. On 4/8, the Commissioner of Public Health issued an Order related to collecting complete demographic information for all confirmed and suspected COVID-19 patients

**Percentage of Total Population and Percent of Cases by Race/Ethnicity**



- Non-Hispanic White represent 58% of the City of Framingham population and less than half of that proportion of cases at 30% of COVID-19 cases
- Hispanics represent 17% of the City of Framingham population but more than 2x that proportion of cases at 43% of COVID-19 cases
- Disparity between Whites and non-white populations would be even higher except many residents of Brazilian descent describe themselves as white.

**Rate (per 100,000) of COVID-19 Cases by Race/Ethnicity**



- The highest rates of positive cases are among Hispanics, Non-Hispanics Black/African American, Non-Hispanics Other and Non-Hispanics Asian which are more than 3x higher than the rate for White non-Hispanic
- Disparity between Whites and non-white populations would be even higher except many residents of Brazilian descent describe themselves as white.



Updated on Wednesday, May 12, 2021

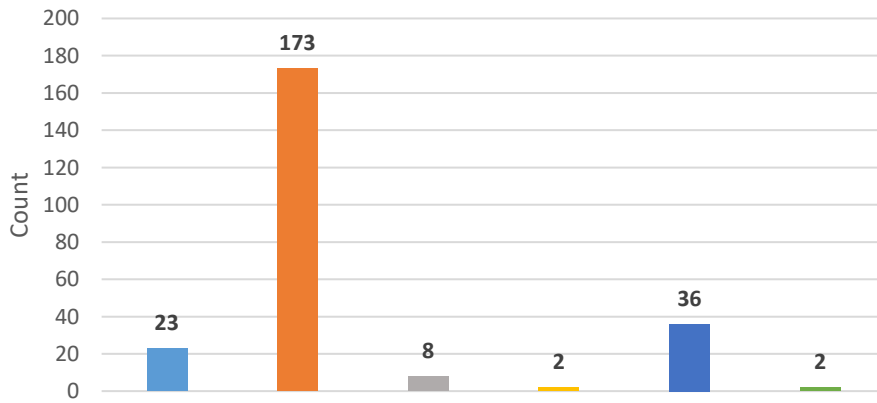
# Deaths and Death Rate by Race/Ethnicity

The following caveats apply to these data:

1. Information on race and ethnicity is collected and reported by laboratories, healthcare providers and local boards of health and may or may not reflect self-report by the individual case.
2. If no information is provided by any reporter on a case's race or ethnicity, MDPH classifies it as missing.
3. A classification of unknown indicates the reporter did not know the race and ethnicity of the individual, the individual refused to provide information or that the originating system does not capture the information.
4. Other indicates multiple races or that the originating system does not capture the information.

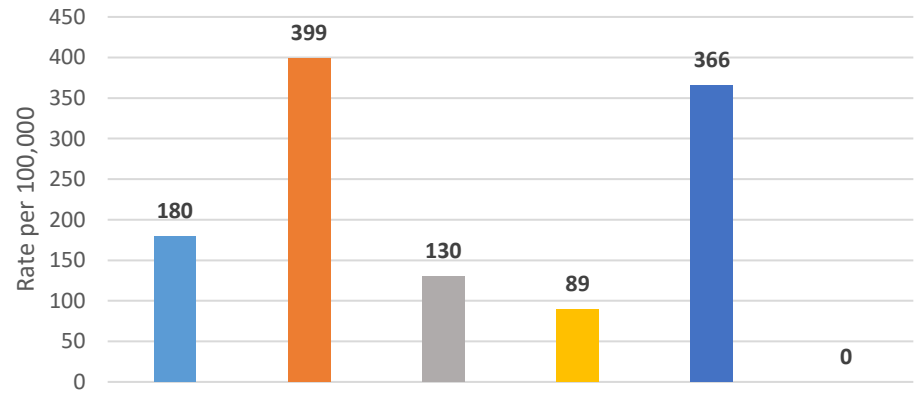
Note: COVID-19 testing is currently conducted by dozens of private labs, hospitals, and other partners and the Massachusetts Department of Public Health is working with these organizations and to improve data reporting by race and ethnicity, to better understand where, and on whom, the burden of illness is falling so the Commonwealth can respond more effectively. On 4/8, the Commissioner of Public Health issued an Order related to collecting complete demographic information for all confirmed and suspected COVID-19 patients

**Deaths by Race/Ethnicity in Confirmed COVID-19 Cases**



- Count of Non-Hispanic White population is significantly higher than the other populations
- Disparity between Whites and non-White populations would be even higher since many residents of Brazilian descent describe themselves as white.

**Death Rate (per 100,000) of COVID-19 Cases by Race/Ethnicity**



- The highest death rates of positive cases are among Hispanic, non-Hispanic Asian and non-Hispanic Black/African
- Disparity between Whites and non-White populations would be even higher since many residents of Brazilian descent describe themselves as white.

■ Hispanic   ■ Non-Hispanic White   ■ Non-Hispanic Black/African American   ■ Non-Hispanic Asian   ■ Non-Hispanic Other   ■ Unknown/Missing



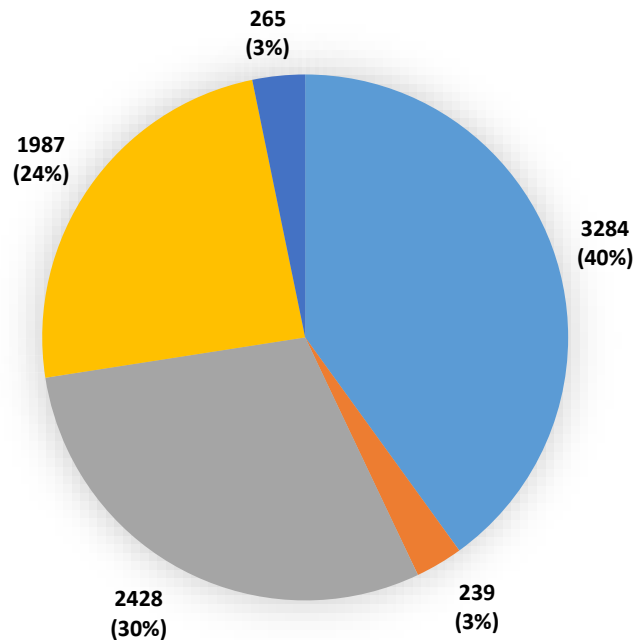
Updated on Wednesday, May 12, 2021

# Cases by Primary Language

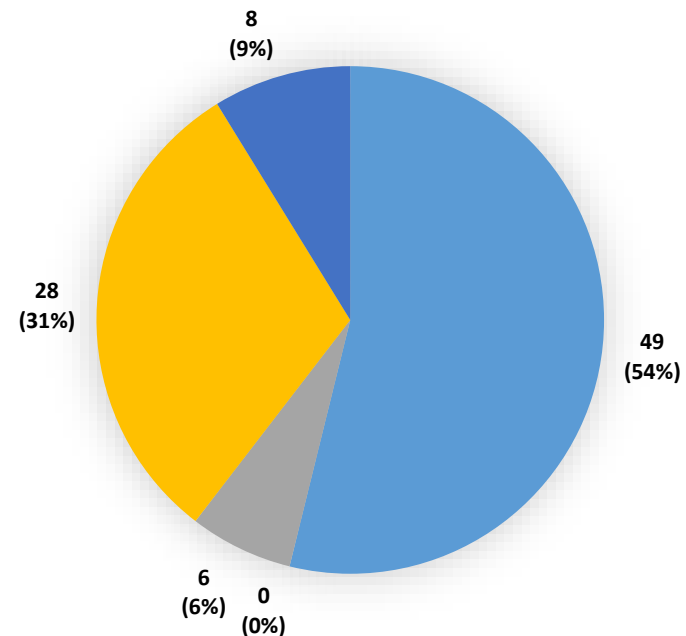
The following caveats apply to this data:

1. Information on primary language is identified by self-reported data point including: primary language, country of origin, and ethnicity
2. A classification of "Unknown" indicates the reporter has not been able to contact the individual or that the originating system does not capture the information.
3. "Other" indicates multiple primary languages not including English, Portuguese and Spanish.

Cases by Primary Language



Cases by Primary Language Last 14-Days



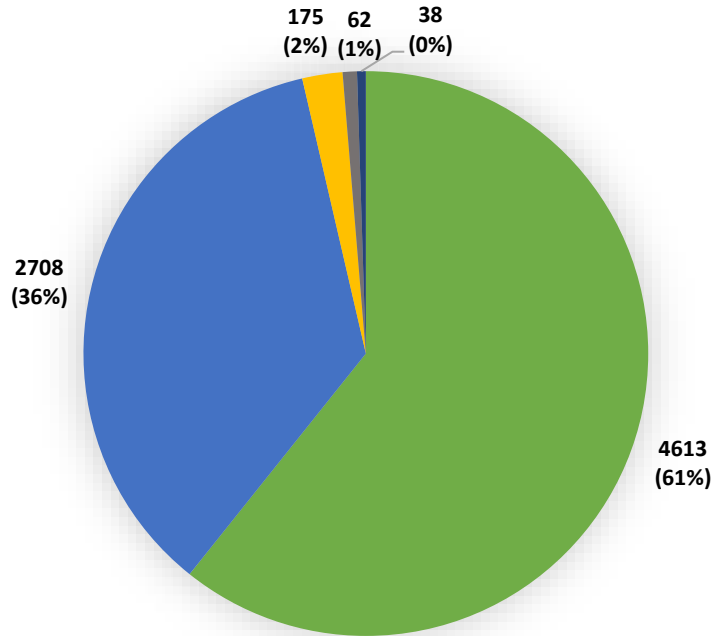
■ English ■ Other ■ Portuguese ■ Spanish ■ Unknown



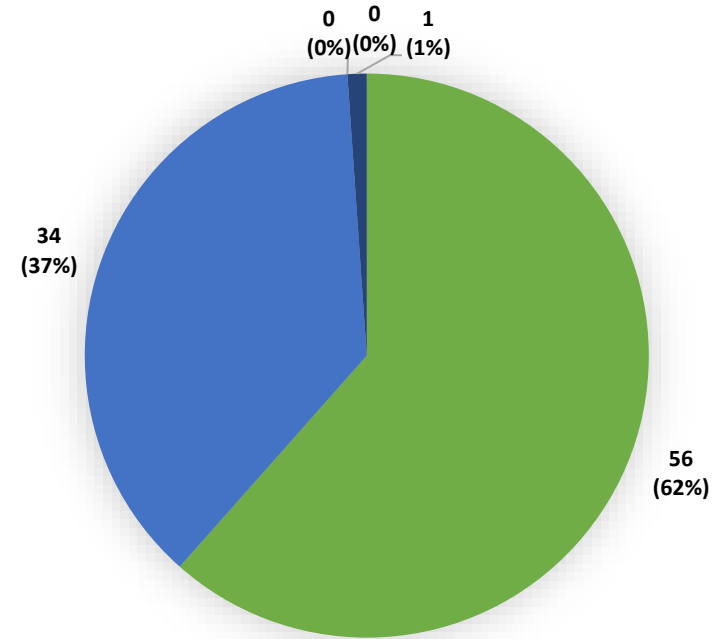
Updated on Wednesday, May 12, 2021

## Residential Setting with Known COVID Cases

Cases by Residential Setting



Cases by Residential Setting Last 14-Days



■ Multi-unit ■ Single Family ■ Congregate Homes ■ FSU ■ Unknown\*

Data Sources: COVID-19 Data provided by the Bureau of Infectious Disease and Laboratory Sciences; Tables and Figures created by the Framingham Department of Public Health.  
Note: Congregate Homes include rooming homes, group homes and shelters with at least 1 reported COVID-19 case to date. FSU means Framingham State University  
\* Address information for these cases are currently being obtained.