

# FY17-22 Capital Budget Project Requests

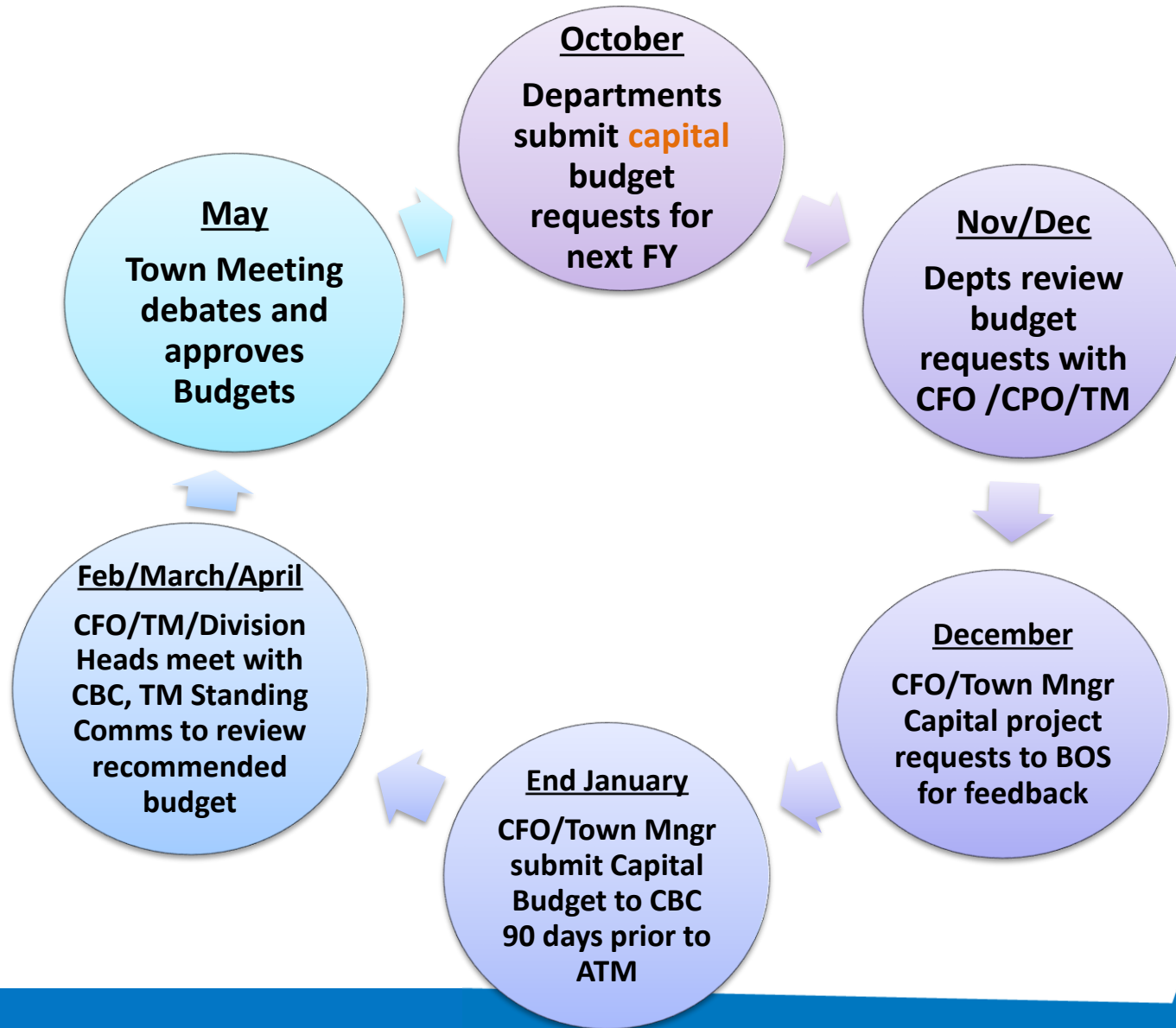
---

Capital Requests Presentation  
for BOS Input  
December 15, 2015

# Why Have a Capital Budget?

- There is more than \$3.5 Billion in Town owned infrastructure (roads, water, sewer), buildings (school and municipal), parks, equipment and technology that will be ruined without upkeep and continuing investment
- The Town does not have the financial resources to pay cash for the purchase of replacement, repair and maintenance of these assets
- Therefore we borrow and pay back over time

# Capital Budget Process Overview



# Decision-making Metrics

- Impact of the debt service on operating budget - 5 year look
  - Property tax levy cap and impact of residential tax bills
  - Increase in water and sewer rates
- Management capacity to complete projects promptly
  - Current backlog of approved projects not completed
  - Risks if project/purchase deferred to subsequent year
- Ability to obtain alternative sources of funding (grants, *no* interest loans)

# Capital Project Requests

- The core Town Building Long Range Plan is included in this Capital budget request
  - Modified Memorial Bldg and Cultural Bldgs in FY17
- Major School building project (aka Fuller/Farley) NOT included in levy
  - Out year school building projects included in levy and assumes MSBA funding (if applicable)
- Roadway annual plan plus intersection initiatives and storm water improvements
- Water and Sewer future requests modified to assume emphasis on prior approvals



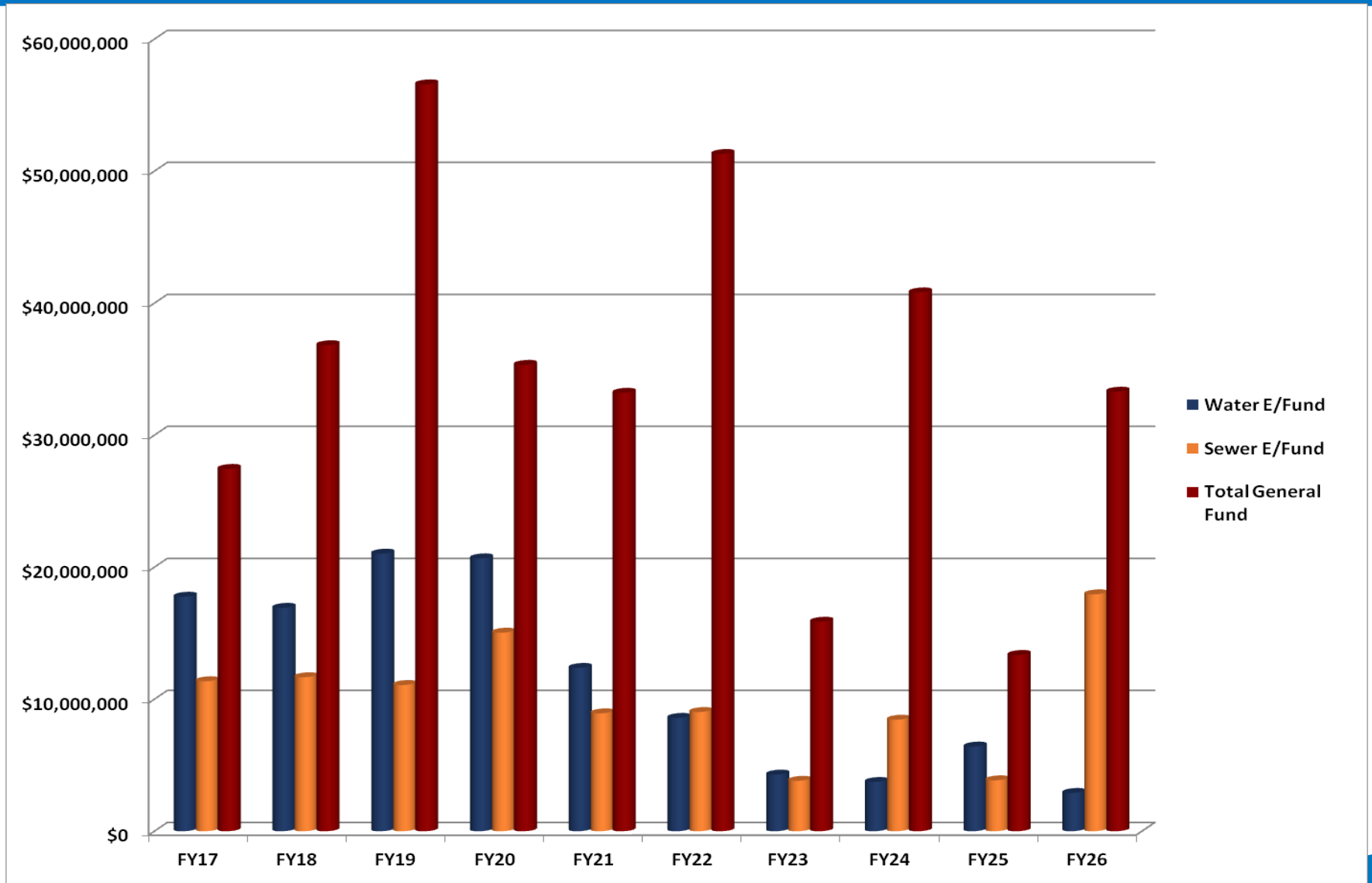
New

# Technology Upgrade Lease

---

- Adjunct to Capital budget - not included in Capital Plan (*not borrowing*)
- Opportunity to do major upgrade via a state vendor lease program that is less expensive than borrowing
  - Firewall upgrade
  - LAN-Wireless upgrade
  - VOIP Phone upgrade
  - 5 year lease with \$1 buyout at end
  - Est \$1.25 million at \$250,000/year pmt
- **Would be a separate article at Town Meeting**

# Capital Requests by Fund (w/o new school)



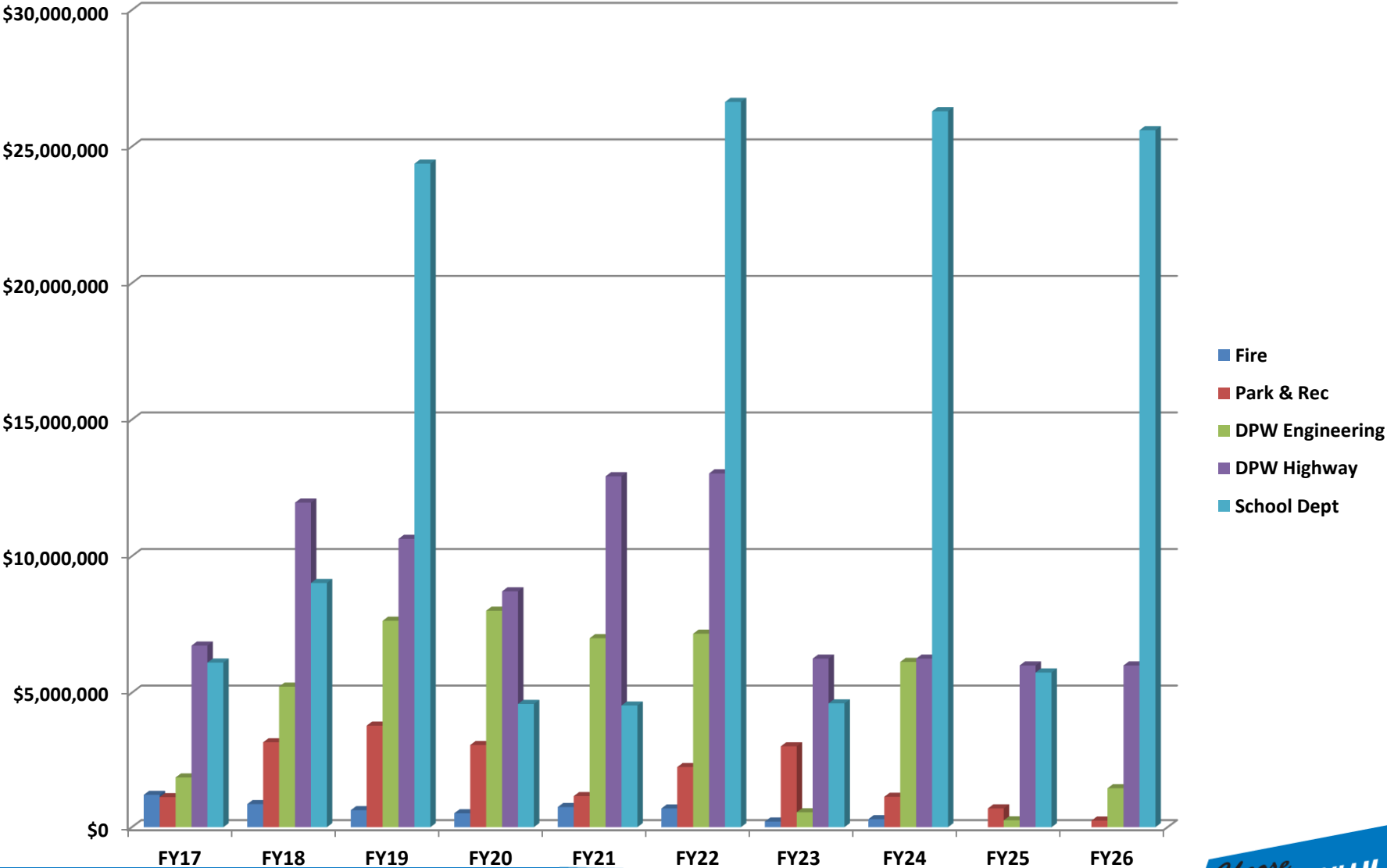
# Capital Requests by Dept by FY

Department	FY17	FY18	FY19	FY20	FY21	FY22	FY23	FY24	FY25	FY26	Dept Total
Library	\$223,403										\$223,403
Fire	\$1,203,715	\$861,280	\$633,363	\$518,000	\$751,000	\$698,000	\$211,000	\$300,000			\$5,176,358
Police	\$325,687										\$325,687
Cemeteries	\$90,792										\$90,792
Park & Rec	\$1,118,794	\$3,159,892	\$3,779,729	\$3,059,440	\$1,157,529	\$2,238,612	\$3,009,307	\$1,132,720	\$699,013	\$246,249	\$19,601,285
DPW Admin			\$300,000	\$4,024,500	\$2,024,500				\$250,000		\$6,599,000
DPW Conservation		\$700,000									\$700,000
DPW Engineering	\$1,850,000	\$5,222,925	\$7,635,600	\$8,003,040	\$6,997,500	\$7,161,950	\$554,650	\$6,128,750	\$255,000	\$1,450,500	\$45,259,915
DPW Fleet					\$24,500						\$24,500
DPW Highway	\$6,726,552	\$11,962,928	\$10,636,261	\$8,713,210	\$12,927,117	\$13,033,510	\$6,250,000	\$6,250,000	\$6,000,000	\$6,000,000	\$88,499,578
DPW Sanitation	\$98,466	\$174,584	\$244,912	\$77,736	\$33,482						\$629,180
Town Buildings	\$9,516,386	\$5,229,352	\$8,629,235	\$6,018,550	\$4,503,778	\$1,234,514	\$1,236,510	\$712,618	\$406,577		\$37,487,520
Technology Svcs	\$187,000	\$486,000	\$341,000	\$325,000	\$265,000	\$300,000					\$1,904,000
School Dept	\$6,105,000	\$9,018,885	\$24,375,600	\$4,588,760	\$4,528,300	\$26,635,920	\$4,607,500	\$26,294,000	\$5,741,260	\$25,599,500	\$137,494,725
Water E/Fund	\$17,764,270	\$16,921,842	\$21,025,000	\$20,671,141	\$12,372,147	\$8,585,885	\$4,290,000	\$3,730,000	\$6,410,000	\$2,900,114	\$114,670,399
Sewer E/Fund	\$11,361,910	\$11,667,721	\$11,076,906	\$15,042,056	\$8,930,335	\$9,030,206	\$3,821,600	\$8,450,000	\$3,859,280	\$17,947,514	\$101,187,528
Total General Fund	\$27,445,795	\$36,815,846	\$56,575,700	\$35,328,236	\$33,212,706	\$51,302,506	\$15,868,967	\$40,818,088	\$13,351,850	\$33,296,249	\$392,015,943

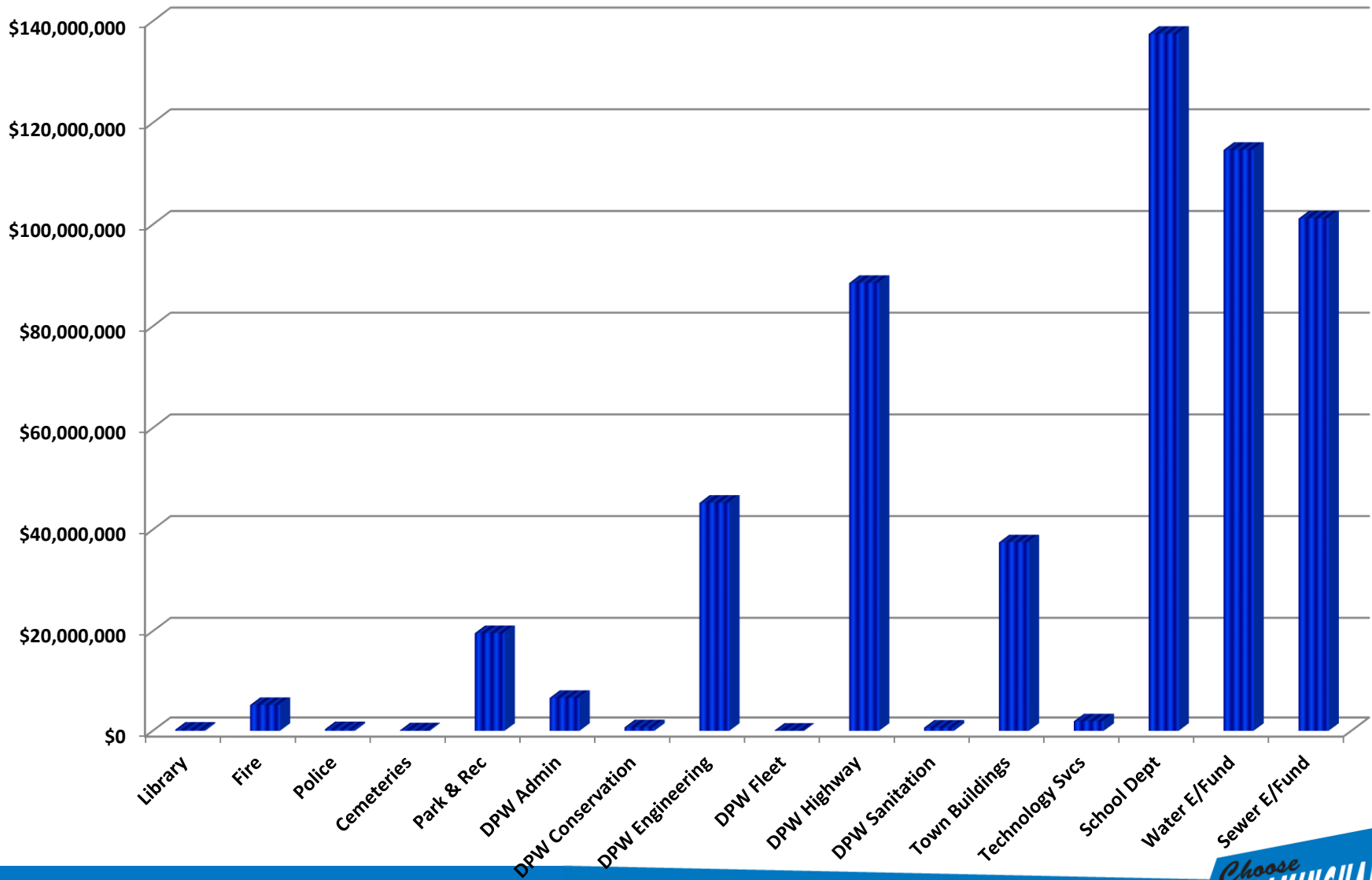
Note: new school in FY18 is excluded from this list



# 6 Largest GF Dept Requests by FY



# Total Requests by Department FY16-25 (10 Years)



# Debt Service

- The annual amounts needed to “pay down” the bonds
  - aka Loan payments
- This is an operating budget expense
  - Competes with other budget priorities like police, school, fire, DPW, Park & Rec and Economic Development
  - Impacts our ability to manage the increase in the tax levy
  - Effects the increase in water and sewer rates

# Long Range Impact - DS

- Est capacity to approve about 40-45% of GF requests
- Est capacity to approve about 60-70% to Enterprise fund requests
- Reminders:
  - operating budget deficit projected for FY17 and beyond
  - Keep debt service within 5% of total operating budget

# Additional Discussion Points

---

- Feedback by January 8<sup>th</sup>
  - List of priorities, particular goals, budget-wide goals
  - Via e-mail individually directly to Town Manager, CFO or Asst CFO
  - Board-wide recommendation via Town Manager